



Yellowjackets

It's all about the

CLIMB

2025 UNIVERSITY OF ROCHESTER FOOTBALL



Trusted for Our Team

Our orthopaedic specialists offer the most advanced care in the region. They're the trusted sports medicine physicians for Rochester's professional teams, as well as many high schools and colleges.

Move freely, push boundaries, and live life without limits. Learn more about our specialists in bone, joint, and muscle health at gamechangers.urmc.edu



Orthopaedics &
Physical Performance



What's Inside

The University	3
University Administrators	4
Executive Director of Athletics	
George VanderZwaag	7
Head Coach Chad Martinovich	9
Assistant Coaches	10
Football Endowment Recognition	11
Why Rochester?	12-13
2025 Players	14-17
2025 Numerical Roster	18
Edwin Fauver Stadium	19
History of the Yellowjacket Name	19

2025 Opponents

The University of Olivet	20
SUNY Morrisville	20
St. John Fisher University	20
Rensselaer Polytechnic Institute	20
Ithaca College	21
Hilbert College	21
Buffalo State University	21
Hobart College	22
Union College	22
St. Lawrence University	22

Year-by-Year Results	24-30
All-Americans	31
Against All Opponents	31
Single-Game Records	32
Single-Season Records	33-34
Coaching Records	34
Career Records	36-40
Liberty League Conference	42
Athletics and Recreation Staff	45
Brian F. Prince Athletic Complex	47
2025 Team Photo	48

2025 Schedule

September

6	OLIVET	12 pm
13	at SUNY Morrisville	12 pm
20	ST. JOHN FISHER	1 pm
27	at RPI*	12 pm

October

4	ITHACA*	12 pm
11	HILBERT*	12 pm
25	at Buffalo St.*	3 pm

November

1	HOBART*(C)	12 pm
8	UNION*	12 pm
15	at St. Lawrence*	1 pm

* - Liberty League games

(C) - Centennial Cup



Follow the 'Jackets on Social Media



@uofrathletics

UR Fast Facts

University of Rochester

Location	Rochester, NY (14627)
Founded	1850
Nickname	Yellowjackets
Colors	Blue & Yellow
Motto	Meliora ("Ever Better")
Undergraduate Enrollment (2024-25)	6,580
Total Enrollment (2024-25)	11,946
President	Sarah Mangelsdorf
Provost	Nicole Sampson

University of Rochester Athletics

Athletic Director	George Vanderzwaag
Associate Director, Recreation/Wellness	Jane Possee
Associate Director, Advancement	Terry Gurnett
Associate Director, Facilities/SWA	Kris Shanley
Admin. Business & Operations Manager	Julie Piccirillo
Varsity Operations Manager	Morgan Stout
Head Athletic Trainer	Eric Rozen
Director of Athletic Communications	Scott Sabocheck
Equipment Supervisor	Dan Provenzano
Mascot	'Rocky' the Yellowjacket
Varsity Sports	23
Affiliation	NCAA Division III
Conference	Liberty League
Home Field	Edwin Fauver Stadium
Seating Capacity	5,111
Playing Surface	FieldTurf
Website	uofrathletics.com
Athletics Phone	(585) 275-4301
SID Phone	(585) 276-6838
Fax	(585) 461-5081
Watch Home Games:	www.flocollege.com

Team Information

Head Coach	Chad Martinovich
Overall Record	55-92 (.374)
Record at Rochester	18-43 (.295)
Assistant Coach (Def. Coord./DB)	Chris Sapp
Assistant Coach (Off. Coord./OL)	Eric Ruest
Assistant Coach (Recruiting Coord./DL)	Jason Henshaw
Assistant Coach (ST Coord./RB/TE)	Brian Davidson
Assistant Coach (Video Coord./LB)	Casey Williams
Student Assistant Coach (WR)	Nate Mills
2024 Record	6-5 (2-4 LL)
All-Time Record	552-580-40 (.488)
NCAA Appearances	1 (1987)
All-Americans	51
Academic All-Americans	19

Credits...

The 2025 University of Rochester Football Program was written and edited by, Director of Athletic Communications **Scott Sabocheck** and Assistant Director of Athletic Communications **Ari Ross**. Senior Advertising Representative **Dan Wesley**. Additional content and support provided by **Dennis O'Donnell**. Cover design by **Hannah Keiper**. Photography by **Susan Kost**, **Kevin Rivoli**, **Chris Landon**, **Jamie Germano**, **Elizabeth Lamark**, **Shannon Taggart**, **Richard Baker**, **Jeffrey Levy '08**, and **Adam Fenster**.

On the cover...

Jordy Tawa (29), Jackson Kane (83), Lucas Villanueva (76), Luke Herter (12)



—◆ SINCE 1979 ◆—

RECOGNITION

—◆ Experts® ◆—

Quality Promotional Products

*Apparel, Embroidery
Engraving & Printing,
Awards & Plaques*



Visit Our Showroom

Recognition Experts

116 Winton Road North
Rochester, NY 14610-1938

(585) 288-3300

FAX (585) 244-8243

www.recognitionexperts.com

Learn, Discover, Heal, Create— and Make the World *Ever Better*



Among America's top-tier research universities, Rochester stands apart with its innovative curriculum, allowing students the freedom to explore interests and research across disciplines while learning from faculty who are experts in their fields.

Undergraduates may also take courses in the university's professional schools of medicine, music, nursing, education, and business. The share of students who go on to pursue graduate degrees is among the nation's highest.

At Rochester we follow many passions, in and out of the classroom. There are hundreds of student organizations, including club and intramural sports. The athletics programs are very competitive at the Division III level, and the men's squash team is perennially top ranked in Division I.

We are committed to working with families to enable all qualified students to attend, regardless of financial circumstances. Merit scholarships are awarded to students who demonstrate academic achievement and potential.



Learn more at rochester.edu

Administrators



Sarah C. Mangelsdorf

President and G. Robert Witmer, Jr. University Professor



Sarah Mangelsdorf is an experienced academic executive known for her leadership in improving academic quality, advancing research, and expanding educational access and inclusion at some of the nation's leading public and private institutions. Since her appointment as president in 2019, she has increased the University's investment and growth in research and clinical enterprises, overseen record annual fundraising, led efforts to overhaul the institution's human resources infrastructure and compensation programs, and created new leadership positions to better engage with the Greater Rochester community. In addition, she led the development of the University's 2030 Strategic Plan, *Boundless Possibility*, to help define the University of Rochester as a global research university of the future.

President Mangelsdorf is a recognized leader among the institution's peer institutions in the Association of American Universities, the Consortium on Financing Higher Education, the EDGE Consortium, and other organizations. A fellow of the American Academy of Arts and Sciences, President

Mangelsdorf also holds the title of G. Robert Witmer, Jr. University Professor with an appointment in the Department of Psychology. Before joining Rochester, she served as provost at the University of Wisconsin–Madison, part of a tenure of leadership that includes serving as dean of the Weinberg College of Arts and Sciences at Northwestern University and dean of the College of Liberal Arts and Sciences at the University of Illinois at Urbana-Champaign.

A Pennsylvania native, President Mangelsdorf graduated from Oberlin College and earned her doctorate in child psychology from the University of Minnesota. She and her husband, Karl Rosengren, a tenured developmental psychologist in the Department of Brain and Cognitive Sciences and the Department of Psychology, have two adult daughters and a son-in-law. She and her family enjoy learning about the Rochester region's long history of social justice and innovation as well as engaging with the area's opportunities for recreation and with its art, food, and music cultures.

Nicole S. Sampson

Provost and Chief Academic Officer



University of Rochester Provost Nicole S. Sampson is an accomplished academic and researcher committed to providing students with a world class educational experience.

Prior to her appointment as provost, Sampson served as interim provost and as the Robert L. and Mary L. Sproull Dean of the School of Arts & Sciences. As dean, she was instrumental in advancing the strategic priorities of the school and working to identify opportunities and resources to better support students, faculty, and staff members.

Sampson earned a bachelor's degree in chemistry from Harvey Mudd College, a PhD from the University of California, Berkeley, and held an American Cancer Society postdoctoral fellowship at Harvard University.

Her research has been continuously funded by the National Institutes of Health since 1995, and her honors and awards include a National Science Foundation CAREER Award; the Arthur C. Cope Scholar Award and the Pfizer Award in Enzyme Chemistry from the American Chemical Society; and the Research Foundation of SUNY Research and Scholarship Award.

She is also a fellow of the Stellenbosch Institute for Advanced Study and a fellow of the American Chemical Society. She has authored more than 120 peer-reviewed articles, reviews, and issued patents. Sampson has served on the editorial advisory boards of *Accounts of Chemical Research*; *Journal of Organic Chemistry*; *Biochemistry*; as well as *Chemical & Engineering News*.

Sampson came to Rochester in 2023 from Stony Brook University where she served in various roles, including dean of the College of Arts and Sciences. She also served as chair of the Chemistry Department from 2012-2017 and founded and served from 2010-2019 as co-director of a Chemical Biology Training Program funded by the NIH. She was a founding faculty member in Stony Brook's Institute for Chemical Biology and Drug Discovery. An Indiana native, Sampson now lives in the City of Rochester and enjoys exploring the area on her bike or in her running shoes. She enjoys competing in sprint triathlons and enjoying the variety of culinary venues Rochester has to offer. She and her husband Peter have two adult sons.

Proud to Support the University of Rochester Yellowjackets!



The technology you need today, and everyday.

Canandaigua National Bank & Trust's legacy dates back to 1887, but our technology is on point. We have a long history of meeting the needs of our customers—and today, that means providing smart solutions for convenient banking.

With CNB, you can tap to pay with your preferred mobile wallet app. Manage and secure your CNB Debit Mastercard® with CardValet®. Use online, mobile app, or text banking to get balance information, transfer funds, and view your transaction history. And much more. **To learn more visit CNBank.com/Remotebanking.**

CNB offers all the technology you're looking for:

Online Banking • CNB Mobile App • Text Banking
Mobile Wallets • CardValet® • CNBillPay® • Mobile Deposit



Canandaigua
National
Bank & Trust

(585) 394-4260 | CNBank.com    

Deposit Products- Member FDIC

Apple, the Apple logo, and iPhone are trademarks of Apple Inc., registered in the U.S. and other countries. Apple Pay and Touch ID are trademarks of Apple Inc. CardValet is a registered trademark of Fiserv, Inc. Message and data rates may apply, including charges from your communications service provider.

BLOOMFIELD • BRIGHTON • BROCKPORT • CANANDAIGUA-LAKESHORE • CANANDAIGUA-MAIN • CHILI • FARMINGTON • GENEVA • GREECE-LATTA & LONG POND
GREECE RIDGE • HENRIETTA • HONEOYE • HONEOYE FALLS • IRONDEQUOIT • MANCHESTER-SHORTSVILLE • MENDON • PENFIELD • PERINTON • PITTSFORD
ROCHESTER-ALEXANDER PARK • ROCHESTER-COLLEGE TOWN • ROCHESTER-EAST MAIN • VICTOR • WEBSTER-BAYTOWNE • WEBSTER-JACKSON-RIDGE

TOMPKINS

Tompkins Proudly Supports U of R Athletics



JOHN MCKENNA

President & CEO
Tompkins Community Bank
U of R, Class of '88, MBA '92
Football '84 - '87



DAVID BOYCE

President & CEO
Tompkins Insurance Agencies
U of R, Class of '89
Football '85 - '88



MARK KREYDTS

Executive Vice President
Tompkins Insurance Agencies
U of R, Class of '88
Football '84 - '87, Coach '88
Head Coach '98 - '05

Our Monroe County Locations:

Chili

3252 Chili Ave.
Banking 889-0170
Insurance 889-0188

Pittsford

3140 Monroe Ave.
Banking 267-4220
Insurance 267-4220

Greece

724 Long Pond Rd.
Banking 368-7500
Insurance 368-7550

Pittsford

99 Garnsey Road
Insurance 344-0833



DAN RIVERS

VP, Benefits Consultant
Tompkins Insurance Agencies
U of R, Class of '06
Football '02 - '05



JESSICA MAGUIRE-TOMIDY

Vice President of Operations
Tompkins Insurance Agencies
U of R, Class of '98

Executive Director of Athletics

George VanderZwaag

The 2025-26 academic year launches George VanderZwaag's 27th year as head of the Department of Athletics and Recreation. This is the longest tenure of any director of athletics at Rochester since Dr. Edwin Fauver, who served in the role for 29 years from 1916 to 1945. Both VanderZwaag and Fauver arrived at Rochester from Princeton University. After VanderZwaag, Louis Alexander Sr. served as head of the department for 21 years.

Since his arrival in 1999, the Yellowjacket athletic teams and recreational programs have experienced tremendous growth. Teams have won over a combined 4,000 games and have finished inside the top-100 in the Division III Directors Cup Standings 18 times. In 2024-25, Rochester produced 24 All-Americans and two Academic All-Americans®. In addition, seven programs sent teams or individuals to compete in national championship competition, with three teams (squash, women's outdoor track & field and golf) winning conference titles. The recreational programs at Rochester have also doubled in size during his time at the helm.

In all, 288 athletes have earned All-America honors in a variety of sports. 91 athletes have been named to the Academic All-America Team® as chosen by the College Sports Communicators (CSC). 250 teams and countless individuals have been cited by their respective coaching associations for academic prowess.

VanderZwaag has overseen a number of major capital projects, including a complete renovation of the Goergen Athletic Center, design of the 11,000-square foot Bloch Fitness Center, replacement of the turf, lights, and track in Fauver Stadium, installation of artificial turf and lights on Towers Field and enhancements to the baseball, softball and tennis facilities.

In January of 2014, VanderZwaag and the University announced a major gift from alumnus Brian F. Prince ('86), which created the Prince Outdoor Athletic Complex. New playing fields, a new track, renovations to Fauver Stadium and the creation of the Boehning Varsity House were all key elements to this extensive capital project, which was completed in 2023.

VanderZwaag established the Friends of Rochester Athletics program in 2000 to ensure the highest quality intercollegiate and recreational athletic opportunities at the University.

Athletic Success under VanderZwaag

- 11 combined Final Four appearances by men's basketball (2), women's basketball (3), men's soccer (1) and squash (5)
- 85 conference championships
- 220 nationally-ranked teams
- 193 teams qualified for post-season play
- 288 All-Americans
- 91 CSC Academic All-Americans
- 250 teams have earned All-Academic honors from their respective coaching organizations



He implemented a strategic plan to provide a quality athletics experience for students. This plan reaffirmed the important educational role of athletics within the overall mission of the University.

In September, 2002, his achievements were recognized by the University when he received the Goergen Award for Distinguished Contributions to Undergraduate Learning.

VanderZwaag has served as a member of the Community Service Network Advisory Board, the Genesee Waterways Center Board of Advisors, and the University United Way Cabinet.

He has held leadership roles in both of Rochester's athletic conferences. VanderZwaag served as the President of the Liberty League (formerly the Upstate Collegiate Athletic Association [UCAA]) and as the treasurer for the University Athletic Association (UAA), serving as a member of the UAA Executive Committee. He currently serves as treasurer of the Liberty League. VanderZwaag led the UCAA effort to expand membership in football and also led the branding project that resulted in the renaming of the UCAA as the Liberty League. He has also served on the NCAA Committee on Women's Athletics.

VanderZwaag currently serves as an advisory board member for the Sports Law & Business Program in the Sandra Day O'Connor College of Law at Arizona State University.

He arrived at Princeton in 1991. During his eight-year tenure as Senior Associate Athletics Director, the Tigers experienced unprecedented competitive success, capturing 18 national championships and 81 Ivy League titles. Princeton won the Ivy League's unofficial all-sports standings all eight years.

VanderZwaag graduated from Trinity College in Hartford, CT in 1986 with a bachelor's degree in economics. He was an offensive lineman for the football team and a member of the golf team. He earned his Master of Science degree in sport management from the University of Massachusetts at Amherst. In 2016, he was recognized by UMass Amherst with its Distinguished Alumni Award. From 1989-91, he was an assistant to the athletic director for student services and operations at Tulane University in New Orleans, LA.

He and his wife, Kathleen, are the parents of three sons, G.W., Michael, and Jacob. G.W. graduated as a member of the Class of 2016 at Rochester and played varsity golf. Michael completed his degree at the University of Michigan and Jacob graduated from Georgetown University. VanderZwaag also has one grandchild, Libby, born in August of 2021.




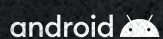
FLOCOLLEGE

YOUR HOME FOR COLLEGE SPORTS

Watch live and on-demand coverage of University of Rochester Athletics anytime, anywhere on the web, TV, or your mobile device. Access to premium content across the entire FloSports network.



SUBSCRIBE TODAY AT [FLOCOLLEGE.COM](https://flocollege.com)





Head Football Coach Chad Martinovich

After nine years leading the Massachusetts Institute of Technology football program to unprecedented success, Chad Martinovich (pronounced mar-TIN-oh-vitch) was named the new head football coach at the University of Rochester in 2018.

The 2024 season proved to be UR's best season yet under Martinovich, as the 'Jackets opened the year with five-straight wins, and finished with a 6-5 (2-4 Liberty League) record, the most wins since 2007 and Rochester's best record since 2015. The Yellowjackets made their first bowl appearance since 2007, and just the fourth in program history, playing in the ECAC Clayton Chapman Bowl.

Eleven 'Jackets earned All-Liberty League honors, a trio earned D3football.com All-Region honors and two received All-America recognition, including consensus First-Team All-American, Jordy Tawa. Additionally, 27 Yellowjackets were recognized with Liberty League All-Academic honors, while another seven were selected to the College Sports Communicators (CSC, formerly CoSIDA) Academic All-District Team.

Since taking over the Yellowjackets, Martinovich has coached 3 All-Americans, 1 Academic All-American®, 8 All-Region individuals, 43 All-Liberty League honorees and dozens of Liberty League All-Academic selections.

During his six seasons (seven years) with Rochester, Martinovich has compiled an 18-43 (.295) record overall and 6-29 (.171) mark in Liberty League play. UR had a top-30 toughest schedule in Division III during the 2019, '21 and '23 seasons. His career record (15 seasons) is 55-92 (.374).

Prior to joining Rochester, Martinovich served as the head coach at MIT for nine seasons (2009-17). During that time, he steadily built the MIT program into a successful unit. MIT won the New England Football Conference (NEFC) Championship in 2014, earned its first NCAA Division III playoff berth, and advanced to the second round after a first-round win at Husson University. The final record was 10-1.

Following the 2014 season, he was named NEFC Coach of the Year, New England Football Writers College Division Coach of the Year, ECAC Coach of the Year, and the American Football Coaches Association Region I Division III Coach of the Year.

In the 2017 season, he directed MIT to success on both the gridiron and in the classroom. MIT was 7-3 overall, 5-2 in the New England Women's and Men's Athletic Conference (NEWMAC). The Engineers were tied for third in the nation in fewest sacks allowed (five). The team averaged 26.8 points per game and almost 400 yards of total offense per game. During his nine years in Cambridge, MIT football players earned 17

CoSIDA Academic All-America® awards, including seven selections to the First Team. The MIT quarterback was named the 2017 CoSIDA Division III Football Academic All-American of the Year.

From a football standpoint at MIT, he coached two All-Americans, 16 All-Region players, four All-New England performers, and 63 All-Conference players.

His arrival at Rochester brings him back to roots in Western New York State. Martinovich graduated from Hobart College in June, 1994 where he played football. He had coaching stops at Bucknell University (1994-95), Hamilton College (1995-97), and the University at Albany (1997-98). In July, 1998, he joined the coaching staff at Swarthmore College as Offensive Coordinator and remained there until April, 2001.

Martinovich returned to Hamilton College in April 2001 for a three-year stint as Offensive Coordinator and Quarterbacks Coach. He also served as an assistant professor of physical education.

He moved to Rensselaer Polytechnic Institute in June, 2004. He was the Offensive Coordinator for one season before being named the Defensive Coordinator and Defensive Backs coach in December, 2004. His RPI defense ranked first in the Liberty League for three straight years. RPI played in the 2007 NCAA Division III tournament and was crowned an ECAC Bowl Champion on three other occasions.

Martinovich currently resides in Brighton with his wife Erin, and their children, Hailey and Tyler.

Year-By-Year Head Coaching Record						
YEAR	SCHOOL	OVERALL		LEAGUE		POST-SEASON RESULTS
		W	L	W	L	
2009	MIT	1	8	1	6	None
2010	MIT	1	8	0	7	None
2011	MIT	2	7	1	7	None
2012	MIT	5	4	4	4	None
2013	MIT	6	3	4	3	None
2014	MIT	10	1	7	0	NCAA 2nd Round
2015	MIT	2	8	2	5	None
2016	MIT	3	7	3	4	None
2017	MIT	7	3	5	2	None
2018	Rochester	1	9	0	5	None
2019	Rochester	0	10	0	6	None
2020	Rochester	NO SEASON				
2021	Rochester	3	7	1	5	None
2022	Rochester	3	7	1	5	None
2023	Rochester	5	5	2	4	None
2024	Rochester	6	5	2	4	ECAC Clayton Chapman Bowl
GRAND TOTAL		55	92	33	67	1 Postseason App.

The Yellowjacket Football Coaching Staff

Eric Ruest

Offensive Coordinator/OL



Second season...Coached five All-League players during first season in 2024...Joined the 'Jackets after spending the last four years at the University of New England in Biddeford, ME, serving as the tight ends and fullbacks

coach for three years before being promoted to offensive line coach...Over four seasons with the Nor'easters, oversaw a multi-win improvement, culminating with the first winning record in program history in 2023... Coached a trio of All-CCC honorees...Began his collegiate coaching career as a volunteer offensive assistant at Bryant University in Smithfield, RI, spending one summer with the Bulldogs...2020 graduate of the Univ. of New England...Three-year member of the Nor'easter's football program, playing during the university's inaugural season in 2017... Earned his bachelor's degree in secondary education and history from the University of New England in May 2020, and his master's degree in sports coaching, leadership and administration from Michigan State Univ. in Aug. 2023.

Chris Sapp

Defensive Coordinator/DB



Seventh season...Has coached a total of 25 players to All-Conference accolades, five to All-Region recognition, and one player, to All-America honors...The Yellowjacket defense in 2024 was ranked nationally in Division III in red-zone defense (8th) and

total interceptions (15th), leading the Liberty League in both categories...Prior to Rochester, spent six years at Bowdoin College...Was a guest coach for the Calgary Stampeders of the Canadian Football League in 2014... Served as a defensive graduate assistant at Middle Tennessee State University where he helped coach two future NFL players...From 2006-10, Sapp coached at Rensselaer, and also spent time at Division I Clemson Univ. where he was an administrative assistant for football operations during the 2005-06 season...He attended North Greenville Univ. in Tigerville, SC where he was a three-year starter and two-time captain for the Crusaders...He graduated from NGU with a bachelor's degree in Sports Management in 2005... He earned a Master's Degree in Human and Health Performance from Middle Tennessee State University in 2011.

Brian Davidson

Special Teams Coordinator/RB/TE



Third season...Coached six All-League players and one All-American during his two seasons...Came to the River Campus after serving as Special Teams Coordinator for the two seasons at John Carroll University, while also coach-

ing linebackers and tight ends with the Blue Streaks...JCU special teams were consistently recognized nationally as one of the top in Division III, ranking as the #1 special teams unit in 2022...Davidson coached Division III All-American punter Grant Gonya and had three All-OAC special team players during his most recent stint in University Heights... Additional stops during his coaching career include being a special teams intern at The Ohio State University in 2019 and 2020 and serving as an undergraduate Assistant Coach at John Carroll from 2015 through 2019...In that time, the JCU team reached the Division III playoffs twice, including winning an OAC title and reaching the national semifinals in 2016...Davidson graduated with a degree in Sports Studies from John Carroll in 2019.

Jason Henshaw

Recruiting/ Def. Run Game Coordinator/DL



Seventh season...Has coached six All-League and three All-Region players at Rochester... Henshaw was a Bill Walsh Diversity Coaching Fellow with the NFL's Chicago Bears in 2021...He came to the River Campus after working

as defensive line coach and JV head coach at Widener University for the last six seasons...While at Widener, he helped coach the Pride to a 2014 Middle Atlantic Conference championship and spot in the NCAA Division III Tournament quarterfinals...Henshaw also coached 20 All-Conference, 11 All-Region and 5 All-American defensive linemen at Widener, including 2015 Regional Defensive Player of the Year Brandon Jones...Also, was Widener's On-Campus Recruiting Coordinator...Henshaw was a four year member of the Kutztown University football program where he earned All-American and All-PSAC conference honors as a defensive lineman...While at Kutztown, the Golden Bears won the 2011 PSAC championship and qualified for the NCAA Division II Playoffs in 2010 and 2011...He earned his bachelor's degree in Speech Communication from Kutztown in December 2011.

Casey Williams

Video Coordinator/LB



First season...Joined the Yellowjackets after spending the last year as the assistant special teams coordinator and tight ends and running backs coach with Washington & Jefferson College in Washington, PA...With Williams as an

assistant, W&J went 9-2 (9-1 PAC) and won the Presidents' Athletic Conference (PAC) championship, and earned a first-round bye in the NCAA Division III Football Championship. The Presidents' coaching staff was named the PAC Coaching Staff of the Year, and Williams coached a trio of All-PAC honorees, including First-Team All-PAC tight end Zach Cernuto... Prior to joining the Presidents, Williams spent three seasons as a graduate assistant linebackers coach with Alfred University in Alfred, NY...Over three seasons with the Saxons, Williams coached 11 All-Empire 8 honorees, including two-time All-Empire 8 First-Team and D3football.com All-Region Second-Team selection Joe Copp...Williams earned his bachelor's degree in adolescence education from SUNY Fredonia in Fredonia, NY, and his master's degree in school counseling from Alfred University.



Nate Mills

Wide Receivers



Bradley Beckwith

TE/Assistant OL



Nicholas Annechino

Offensive Assistant

Rochester Football Endowments

No discussion of the football legacy at the University of Rochester would be complete without recognizing the contributions of Peter "Pat" Stark on the field and off.

Stark served as the Rochester head coach from 1969 through 1983. In those 15 years, his teams won 69 games. His first game was a 20-14 loss to Mount Union at Edwin Fauver Stadium. Rochester won four in a row after that, including wins over New England rivals Williams and Amherst. The Yellowjackets finished 6-3. A year later, Rochester lost at Mount Union, then went on a 12-game winning streak – from September 26, 1970 through October 10, 1971. The 1970 record was 8-1, the 1971 mark was 6-3.



Coach Stark was a mentor both on and off the field, and this was recognized with an endowment in his name.

In 2014, the Pat Stark Endowed Fund for Football was created with a gift from Kathleen E. Stark Landers '82 and Peter J. Landers '83 (MS) in honor of Coach Pat Stark to support the programmatic needs of University of Rochester football. In 2009, the Rochester Football Alumni Endowment was created with a gift from Dr. Samuel Shatkin, Jr. '79, P'17 and Joni M. Shatkin P'17 to support the programmatic needs of University of Rochester Football.

At the University of Rochester, our endowment provides the financial foundation to perpetually support what is most essential here—our students and faculty, our vast health care network, and our continued excellence in our schools and programs. It also helps sustain the rich variety of music, art, health care, and educational programs that serve our University community and the Greater Rochester region.

Stark's contributions to the University were widely appreciated.

"In the very first week I was on campus, Coach Stark went out of his way to make me feel welcome and help teach me about the history of the University of Rochester football program," says head coach Chad Martinovich. "Over the course of my time here, he became both a friend and a mentor to me. Coach Stark has left a legacy within the U of R athletics department that is unrivaled. It was a privilege to get to know him over the time I have been a part of this community."




Samuel Shatkin's gift started the University of Rochester Football endowment.

As an undergraduate at Syracuse University, Stark was selected as the All-East quarterback by The Associated Press and United Press International in 1952 and 1953. He was named to the Red Grange All-American team in 1953. After graduation, he worked as an assistant coach at Syracuse and was part of the staff when the Orangemen won the 1959 National Championship.

Stark served as the Offensive Coordinator at the University of Rhode Island and at Harvard University before he came to the River Campus. His 69 wins are second-most among all football coaches at the River Campus. He is tied with Elmer Burnham in games coached here (136).

He was instrumental in creating the University's Athletic Hall of Fame. The first class was inducted in 1992. Stark was inducted in 2000. Stark served as the Director of the University's Athletic Hall of Fame for a number of years and was a member of the Garnish Scholar-Athlete Committee which honors the top senior student-athletes each year.

Stark was inducted into the Syracuse University Letter Winner of Distinction Hall of Fame, the Greater Syracuse Hall of Fame, and the Frontier Field Walk of Fame. Additionally, he was named to Syracuse's Centennial Football Team.



Why Rochester?

Several prominent football alumni took the time to explain why they chose Rochester for their collegiate experience, share some of their best UR football memories, honor their favorite professors, and talk about where their careers have gone since graduation.

Included are responses from, **David Boyce '89** (DB), QB for UR's 1987 NCAA playoff team, **Matt Bielecki '08** (MB), UR's career rushing and scoring leader, **Gary Ciarleglio '89** (GC), UR HOF, former All-American and the Rochester career tackles leader, **Sam Guerrieri '87** (SG), Yellowjacket Hall of Famer and former All-American, **Brian Kowalski '02** (BK), a three-time CoSIDA Academic All-American, **Brian Pasley '76** (BP), member of the Yellowjackets Hall of Fame, **Lance Ramer '01** (LR), All-American, UR's career sacks leader, **Wayne Sebastianelli '79, '83 M.D.** (WS), UR Hall of Famer, **Jay Jay Vanderstynne '07** (JV), Yellowjacket career receptions leader, and **Jeff Wittig '86** (JW), UR Hall of Famer and former All-American.

Why Rochester as a college choice?

WS: To get a great education while at the same time compete at the college football level. Additionally, the coaching and athletic department staff, as well as my fellow student athletes, made me realize how great Rochester was and remains. Finally, having a medical school as part of the University system finalized my decision.

JV: I wanted to play two sports, baseball and football, and it seemed like the right fit! Coach Greene and Coach Reina were both open to me playing both.

BK: Because it allowed me to study at one of the nation's leading universities while playing football for a program with great people, facilities and tradition.

GC: Ray Tellier was coach and family friend and he was a big influence. Also, the university had a great academic reputation.

DB: I was interested in obtaining the best education possible while trying to extend my athletic career. Rochester offered me the best opportunity. I truly felt connected to UR the moment I stepped on campus. John Vitone and Ray Tellier were great ambassadors of the University.

JW: Based on the academic excellence, the student-athlete experience and the people; specifically football coach Pat Stark who was a critical part of my recruitment, UR experience and career placement.



Jeff Wittig

MB: I wanted to attend a college that would stretch me academically and athletically. Rochester is an outstanding school, when I stepped foot on campus for a recruiting visit I knew Rochester was the place I wanted to go.

LR: I wanted to attend a university that would challenge me to be the very best in any endeavor, both in and out of the classroom...Meliora!


BP: I was exceptionally impressed with the University as a whole, the Campus, the Academic offerings and the exceptional coaching staff led by Coach Pat Stark.

SG: The opportunity to get a world class education. Play the sport I love. All in my hometown.

What is one of your best memories playing for Rochester?

SG: Playing for and learning from Coach Stark my freshman year has helped me hone my personal and professional skills. He remains a mentor and life coach. My father attended just about every practice during my four years. Having him and my entire family in attendance for each game...home and away... is something I will cherish for the rest of my life. Also, I married a Yellowjacket Cheerleader, Nancy Lesko. We've been married 29 years!

GC: Upsetting nationally ranked #4 Hofstra 31-28 on Long Island to remain unbeaten, in 1987. The defense was responsible for creating a turnover (forced fumble) on Hofstra's last play before setting up a potential game-winning FG. UR then marched the length of the field on offense and won on Andy Milne FG with 8 seconds remaining. The chances of this happening were astronomical.




Gary Ciarleglio

MB: The best memories are of the practices and preparation that led up to games and the times spent with friends and teammates on and off the field. Something that has stuck with me was a hard work mentality that our running back coach, John Micca would always preach. He wanted us to be the hardest working group on the field and would push us to be our best at every practice and game.

JW: Throwing for 398 yards against Denison, a top ranked team in the country under the lights at Fauver Stadium.

JV: Beating RPI in 2007. They were ranked in the top 25 and we went on the road and beat them. All around it was just such a great team win. I remember the defense made an unbelievable goal line stand to end the game!

Why Rochester?



Did you have a favorite class or a favorite professor?

LR: Jody Asbury, as she knew how to push people in such a remarkable way that was full of passion and commitment.

BK: Rochester offered so many great classes and professors; I had some particularly great political science classes with Professor Gerald Gamm.

WS: Professor Siegel, mathematics department, who taught me calculus and probability. He is responsible for teaching me how to think. In medical school, it would be Dr. Distefano who taught me pharmacology and Dr's Ken DeHaven and C. McCollister Evarts who taught me orthopedic surgery during my residency at strong Memorial hospital.



Wayne Sebastianelli (53)

BP: Dr. William Jonson, Psychology of Personality and Behavioral Psychology.

GC: Professor S. Peter Regenstrief Political Science. He loved UR football and athletics and made a great speech in class when we ripped off eight wins in a row.

Where has your career taken you since graduation?

DB: I returned to our family business in LeRoy and in 2001 sold it to Tompkins Financial. I have been President and CEO of Tompkins Insurance since 2002 and Executive Vice President of Tompkins Financial since 2004.

JW: The University of Rochester reputation was an important part of launching my career in health insurance at Blue Cross Blue Shield. That was followed by a role in management for an integrated health care delivery system and transitioned into my current role leading the employee benefits operations in Syracuse, NY for one of the largest insurance intermediaries in the country.

BK: After graduating from Rochester, I attended and graduated from Georgetown Law School. I have since practiced at Latham & Watkins in Washington, D.C., focusing on the defense of government investigations and enforcement actions, internal investigations, and complex civil litigation.



Brian Kowalski

JV: My family owned a Toyota dealership in Rochester for several years. I still work with the company that purchased our dealership.

LR: A career in teaching and coaching football at several high school and prep school institutions.

Where are they now?

WS: Associate Dean for clinical affairs, Associate Chief Medical Officer Penn State health, Kalenak Prof. of orthopaedic surgery, Medical Director Penn State sports medicine, Penn State Health/Penn State College of Medicine.

JW: Senior Vice President, Brown & Brown Insurance.

BP: Held multiple positions in both industry and banking in the New York metro area as well as the Midwest, before returning to Rochester. Retired after serving as Executive VP at Canandaigua National Bank.

BK: Partner and Global Vice Chair of the Litigation & Trial Department at Latham & Watkins LLP.

DB: President and CEO of Tompkins Insurance, Executive VP of Tompkins Financial.

SG: EVP Wealth Management, Canandaigua National Bank & Trust after working for 21 years at M&T Bank.

LR: Math Teacher and Football Coach at Springside Chestnut Hill Academy.

JV: General Manager at West Herr Automotive Group.

MB: Senior Vice President, Business Banking Senior Relationship Manager at M&T Bank.

GC: Greater New Haven Chamber of Commerce, Vice President and Regional Director of Sales & Relationship Management.



Brian Pasley

2025 Yellowjacket Football Team



Jake Adelmann
Senior
Natick, MA
Natick



Ameer Alsafadi
Junior
Rochester, NY
Hilton




Hiro Arai
Sophomore
Oakton, VA
Oakton



Arjun Ari
First Year
Sunnyvale, CA
Pinewood



Shawn Bellenger
First Year
Lyndhurst, NJ
Lyndhurst



Jack Bentayou
First Year
Boca Raton, FL
North Broward Prep



A.J. Bicksler
Sophomore
Cedar Grove, NJ
Seton Hall Prep



Kyle Brainard
Junior
Scotch Plains, NJ
Scotch Plains-Fanwood



Tristan Cannon
Sophomore
New Hope, PA
New Hope-Solebury



Jiaming Cao
First Year
Shenyang, China
IMG Academy



Nick Carnevale
Sophomore
Howell, NJ
Freehold Township



Costello Ciuffo
First Year
Norfolk, VA
Norfolk Academy



D.J. Concannon
Junior
Manlius, NY
Fayetteville-Manlius



Logan Cove
Sophomore
Derry, NH
Phillips Academy




Srijan Dharmavaram
First Year
Tampa, FL
Carrollwood Day



Jack Diggins
Junior
Harrington Park, NJ
Northern Valley Regional



Matt Eaton
Junior
Montgomery Village, MD
Sidwell Friends




Sean Elliott
First Year
Hershey, PA
Hershey




Braydon Felsing
Junior
Landisville, PA
Hempfield



James Floto
Junior
St. Petersburg, FL
Shorecrest Prep



Aidan Francis
Senior
Old Hickory, TN
Donelson Christian Acad.




Jett Genovese
First Year
Phillipsburg, NJ
Phillipsburg




A.J. Gerace
First Year
Furlong, PA
Central Bucks West




Carmine Gioiosa
First Year
Boynton Beach, FL
American Heritage Sch.




Jake Giordano
First Year
Basking Ridge, NJ
Ridge



Magnus Goodman
First Year
Tucson, AZ
Salpointe Catholic



Martin Gorstkiy
First Year
Philadelphia, PA
MaST Community Charter



Zion Gray
Sophomore
Wynnewood, PA
Lower Merion




Dan Greene
Sophomore
Wading River, NY
Shoreham-Wading River




Gavin Guidette
Junior
Skillman, NJ
Montgomery




Malakhi Gurdak
Sophomore
Fuquay-Varina, NC
Cardinal Gibbons




Mason Heath-Alford
Senior
Claymont, DE
Mount Pleasant




Christian Henzes
Junior
Clarks Green, PA
Abington Heights




Luke Herter
Senior
Ashland, MA
Ashland



Gavin James-Dues
Senior
Vancouver, WA
Mountain View



Ian Johnson
First Year
Delhi, NY
Delaware Acad. Central




Jaleel Joseph
Senior
Glenville, NY
Burnt Hills Ballston Lake



Casey Joyce
Junior
Chicago, IL
Lane Tech College Prep



Alex Kailan
Sophomore
Cheshire, CT
Cheshire



Jackson Kane
Senior
Boring, OR
Sam Barlow




Greg Kearns
Sophomore
League City, TX
Clear Falls



John Kielar
Junior
Concord, MA
Concord Carlisle



Will Kundson
Sophomore
Edina, MN
Breck School



Eamonn Kyler
First Year
Princeton, NJ
Montgomery



Nathan Lehig
Junior
Macedon, NY
Penfield




Rhys Lewis
Sophomore
Albany, NY
Shaker



Paul Liang
Senior
Beijing, China
Lower Merion (PA)



Victor Little
Senior
Glenville, NY
Burnt Hills Ballston Lake



Alexander Lozada
First Year
Houston, TX
Episcopal



Aniston Marsh
First Year
Cheshire, CT
Cheshire



Toby Martin
First Year
Rochester, NY
Brighton




Adam Marvin
First Year
Woodbury, NY
Syosset




Jake Mason
First Year
Tampa, FL
Plant




Graham Mathieu
Junior
Coconut Creek, FL
North Broward Prep



Calvin McCoy III
First Year
Groton, CT
Robert E. Fitch



Brendan McDonald
Junior
Orlando, FL
Bishop Moore Catholic




Jack McNeff
First Year
Dunmore, PA
Dunmore




Brock Miller
First Year
Mequon, WI
Univ. School of Milwaukee



Victor Moran
Junior
Forest Hills, NY
Christ the King



Derek Moreau
First Year
Mattapoisett, MA
Tabor Academy




Greg Morrison
Junior
Mechanicville, NY
Mechanicville



Tim Murphy
First Year
Plandome, NY
Chaminade



Patrick Norman
Sophomore
Pembroke, MA
Pembroke




Samuel Nuamah
Junior
Bronx, NY
Tabor Academy



Aidan Papantonis
Senior
Glen Gardner, NJ
Delbarton School




Darian Parker
Senior
Schenectady, NY
Niskayuna



Claudio Pinto
Junior
Westbury, NY
Chaminade




Quinn Polcari
Sophomore
Mattapoisett, MA
Phillips Academy




Jahsier Ratliff
Sophomore
Powder Springs, GA
McEachern



Cole Raux
Sophomore
New Hartford, NY
New Hartford



Asiel Richards
First Year
S. Abington Township, PA
Abington Heights



Trevor Ridley
Sophomore
Guilford, CT
Guilford




Justin Rizzo-Troxell
First Year
Jackson, NJ
Manalapan




Teddy Roberts
Sophomore
Dunkirk, NY
St. Francis




Tyler Robinson
Senior
Brooklyn, NY
Cheshire Academy (CT)




Noah Roehm
Sophomore
Mohnton, PA
Twin Valley




Yuto Sakai
First Year
Kyoto-shi, Japan
St. Thomas More (CT)



Daniel Santos
Senior
Cold Spring, NY
Haldane/Salisbury




Leo Sarzana
Junior
Newton, MA
Buckingham Brown & Nichols



Jack Schlitt
Junior
Austin, TX
Austin



Mike Shaffer
Sophomore
Lancaster, PA
Hempfield




Travis Sharples
First Year
Archbald, PA
Scranton Prep



T.J. Shifflet
Junior
Sanford, FL
Winter Park



Seungyoon Shin
First Year
Seoul, South Korea
Perkiomen School (PA)



Jake Snyder
Senior
Malvern, PA
Great Valley



Matt Sommer
Senior
Larchmont, NY
Mamaroneck



Noah Song
First Year
Lutz, FL
Carrollwood Day




Tyler Stewart
First Year
Webster, NY
Webster Thomas




Drew Strollo
Sophomore
LeRoy, NY
LeRoy



Andy Talone
Senior
Malvern, PA
Great Valley



Jeremy Tantalo
Sophomore
Rochester, NY
Gates Chili




Jordy Tawa
Senior
Wilsonville, OR
West Linn



Treamelle Taylor
Senior
Nepean, ONT
St. Joseph



Judah Thomas
Senior
St. Paul, MN
Saint Paul Academy




Drew Thurley
Sophomore
Pittsford, NY
Pittsford Mendon



Jack Todd
Senior
Rochester, NY
Aquinas



Benjamin Tripoli
Sophomore
Leesburg, VA
Heritage



Kenny Valcin
First Year
Felton, DE
Polytech



Ryan Van Diver
Senior
Fort Myers, FL
Evangelical Christian Sch.



Jonathan Vance
Sophomore
Rochester, NY
Gates Chili




Max VanTassel
Sophomore
Quincy, MA
Buckingham Brown & Nichols




Lucas Villanueva
Senior
Hatboro, PA
Upper Moreland



Corey Wang
First Year
Montville, NJ
Montville Township



Connor Werkman
First Year
Bethesda, MD
Walt Whitman




Matt Yardley
First Year
Mohawk, NY
Whitesboro



Tucker Zeh
First Year
Greenfield Center, NY
Saratoga Springs



Jay Zheng
Junior
Philadelphia, PA
Lower Merion



2025 Yellowjackets Numerical Roster

#	Name	Pos.	Ht.	Wt.	Class	Hometown / High School
0	Rhys Lewis	LB	6-1	220	SO	Albany, NY / Shaker
1	Zion Gray	DB	5-11	175	SO	Wynnewood, PA / Lower Merion
1	Jeremy Tantalo	WR	6-2	200	SO	Rochester, NY / Gates Chili
2	Braydon Felsingier	DB	5-11	195	JR	Landisville, PA / Hempfield
2	Cole Raux	RB	5-10	195	SO	New Hartford, NY / New Hartford
3	T.J. Shifflet	WR	5-9	175	JR	Sanford, FL / Winter Park
4	Aidan Papanonis	WR	5-11	180	SR	Glen Gardner, NJ / Delbarton School
5	Christian Henzes	DB	5-10	200	JR	Clarks Green, PA / Abington Heights
6	Jett Genovese	QB	5-11	195	FY	Phillipsburg, NJ / Phillipsburg
7	Jack Diggins	LB	6-2	230	JR	Harrington Park, NJ / Northern Valley Regional
8	Samuel Nuamah	WR	6-4	220	JR	Bronx, NY / Tabor Academy
9	Ryan Van Diver	WR	6-1	180	SR	Fort Myers, FL / Evangelical Christian School
10	Calvin McCoy III	DB	5-10	195	FY	Groton, CT / Robert E. Fitch
10	Andy Talone	WR	6-1	180	SR	Malvern, PA / Great Valley
11	Shawn Bellenger	QB	6-1	205	FY	Lyndhurst, NJ / Lyndhurst
12	Luke Herter	LB	6-3	220	SR	Ashland, MA / Ashland
13	Tim Murphy	QB	6-2	215	FY	Plandome, NY / Chaminade
14	Aniston Marsh	QB	6-4	210	FY	Cheshire, CT / Cheshire
15	Jahsier Ratliff	QB	6-2	210	SO	Powder Springs, GA / McEachern
15	Jonathan Vance	QB	6-1	220	SO	Rochester, NY / Gates Chili
16	Victor Moran	QB	6-3	220	JR	Forest Hills, NY / Christ the King
17	James Floto	WR	5-11	170	JR	St. Petersburg, FL / Shorecrest Prep
18	Daniel Santos	LB	6-1	220	SR	Cold Spring, NY / Haldane/Salisbury
19	Brendan McDonald	DB	5-10	185	JR	Orlando, FL / Bishop Moore Catholic
20	Treamelle Taylor	DB	5-10	195	SR	Nepean, ONT / St. Joseph
21	Corey Wang	WR	5-11	200	FY	Montville, NJ / Montville Township
22	Leo Sarzana	LB	6-0	205	JR	Newton, MA / Buckingham Browne & Nichols
23	Judah Thomas	DB	5-10	173	SR	St. Paul, MN / Saint Paul Academy
24	Jay Zheng	RB	5-8	195	SR	Philadelphia, PA / Lower Merion
25	Jake Mason	DB	6-0	175	FY	Tampa, FL / Plant
26	Trevor Ridley	WR	6-0	185	SO	Guilford, CT / Guilford
27	Jack Todd	DB	5-10	170	SR	Rochester, NY / Aquinas
28	Tucker Zeh	WR	6-0	180	FY	Greenfield Center, NY / Saratoga Springs
29	Jordy Tawa	DB	5-11	170	SR	Wilsonville, OR / West Linn
30	Jack McNeff	DB	6-1	185	FY	Dunmore, PA / Dunmore
31	Jake Adelmann	RB	5-8	170	SR	Natick, MA / Natick
32	Kyle Brainard	K/P	6-0	190	JR	Scotch Plains, NJ / Scotch Plains-Fanwood
33	Matt Eaton	DB	5-11	190	JR	Montgomery Village, MD / Sidwell Friends
34	Jaleel Joseph	RB	5-10	200	SR	Glenville, NY / Burnt Hills Ballston Lake
35	Drew Strollo	RB	5-8	180	SO	LeRoy, NY / LeRoy
36	Brock Miller	DB	6-3	195	FY	Mequon, WI / University School of Milwaukee
37	Yuto Sakai	TE	6-0	220	FY	Kyoto-shi, Japan / St. Thomas More (CT)
38	Noah Song	DB	5-10	165	FY	Lutz, FL / Carrollwood Day
39	Sean Elliott	LB	6-0	235	FY	Hershey, PA / Hershey
40	Logan Cove	RB	5-11	215	SO	Derry, NH / Phillips Academy
41	Greg Morrison	TE	6-0	210	JR	Mechanicville, NY / Mechanicville
42	John Kielar	TE	6-0	235	FY	Concord, MA / Concord Carlisle
43	Connor Werkman	DB	5-8	160	JR	Bethesda, MD / Walt Whitman
44	Carmine Gioiosa	TE	6-1	210	FY	Boynton Beach, FL / American Heritage School
45	Ameer Alsafadi	TE	6-0	230	JR	Rochester, NY / Hilton
46	Ian Johnson	RB	5-10	185	FY	Delhi, NY / Delaware Academy Central
47	Magnus Goodman	DB	5-6	170	FY	Tucson, AZ / Salpointe Catholic
48	Kenny Valcin	LB	6-1	205	FY	Felton, DE / Polytech
49	Eamonn Kyler	LB	5-10	200	FY	Princeton, NJ / Montgomery
50	Gavin Guidette	LB	6-1	210	JR	Skillman, NJ / Montgomery
51	Nathan Lehigh	LB	6-1	210	JR	Macedon, NY / Penfield
52	Claudio Pinto	DL	6-1	230	JR	Westbury, NY / Chaminade
53	Will Knudson	LB	6-1	200	SO	Edina, MN / Breck School
54	Jack Bentayou	DL	6-0	195	FY	Boca Raton, FL / North Broward Prep
55	Derek Moreau	DL	6-2	245	FY	Mattapoisett, MA / Tabor Academy
56	Teddy Roberts	LB	6-0	210	SO	Dunkirk, NY / St. Francis
57	Jake Giordano	DL	5-10	210	FY	Basking Ridge, NJ / Ridge
58	Jake Snyder	LB	6-0	200	SR	Malvern, PA / Great Valley
59	Gavin James-Dues	DL	6-3	250	SR	Vancouver, WA / Mountain View
60	Matt Yardley	OL	6-2	285	FY	Mohawk, NY / Whitesboro
61	Noah Roehm	OL	6-0	295	SO	Mohnton, PA / Twin Valley
62	Toby Martin	OL	6-0	265	FY	Rochester, NY / Brighton
63	Jack Schlitt	OL	6-3	270	JR	Austin, TX / Austin
64	Aidan Francis	OL	6-1	275	SR	Old Hickory, TN / Donelson Christian Academy
65	Tristan Cannon	DL	6-0	220	SO	New Hope, PA / New Hope-Solebury
66	Graham Mathieu	OL	6-3	270	JR	Coconut Creek, FL / North Broward Prep
67	Tyler Stewart	OL	6-3	230	FY	Webster, NY / Webster Thomas
68	Benjamin Tripoli	OL	6-0	265	JR	Leesburg, VA / Heritage
69	Martin Gorskiy	DL	5-11	270	FY	Philadelphia, PA / MaSt Community Charter
70	Matt Sommer	OL	6-3	290	SR	Larchmont, NY / Mamaroneck
71	Quinn Polcari	OL	5-11	260	SO	Mattapoisett, MA / Phillips Academy
72	Max VanTassell	DL	6-2	235	SO	Quincy, MA / Buckingham, Browne & Nichols
73	Srijan Dharmavaram	OL	6-0	270	FY	Tampa, FL / Carrollwood Day
74	A.J. Gerace	DL	6-0	210	FY	Furlong, PA / Central Bucks West
75	Costello Ciuffo	OL	6-7	315	FY	Norfolk, VA / Norfolk Academy
76	Lucas Villanueva	OL	6-1	285	SR	Hatboro, PA / Upper Moreland
77	Alex Lozada	OL	6-4	330	FY	Houston, TX / Episcopal
78	Patrick Norman	OL	6-5	300	SO	Pembroke, MA / Pembroke
79	Travis Sharples	DL	5-9	230	FY	Archbald, PA / Scranton Prep
80	Greg Kearns	WR	6-0	180	SO	League City, TX / Clear Falls
81	Casey Joyce	WR	6-0	187	JR	Chicago, IL / Lane Tech College Prep
82	Adam Marvin	WR	5-8	165	FY	Woodbury, NY / Syosset
83	Jackson Kane	TE	6-1	235	SR	Boring, OR / Sam Barlow
84	Nick Carnevale	WR	5-11	170	SO	Howell, NJ / Freehold Township
85	D.J. Concannon	TE	6-4	220	JR	Manlius, NY / Fayetteville-Manlius
86	Dan Greene	TE	6-0	225	SO	Wading River, NY / Shoreham-Wading River
87	Arjun Ari	TE	6-0	225	FY	Sunnyvale, CA / Pinewood
88	Justin Rizzo-Troxell	WR	5-10	165	FY	Jackson, NJ / Manalapan
89	Tyler Robinson	WR	6-3	205	SR	Brooklyn, NY / Cheshire Academy (CT)
90	Darian Parker	DL	6-1	255	SR	Schenectady, NY / Niskayuna
91	A.J. Bicksler	DL	5-11	230	SO	Cedar Grove, NJ / Seton Hall Prep
92	Mason Heath-Alford	DL	6-1	240	SR	Claymont, DE / Mount Pleasant
93	Victor Little	DL	6-3	280	SR	Glenville, NY / Burnt Hills Ballston Lake
94	Mike Shaffer	DL	6-1	255	SO	Lancaster, PA / Hempfield
95	Seungyoon Shin	K/P	5-7	194	FY	Seoul, South Korea / Perkiomen School (PA)
96	Drew Thurley	DL	6-1	225	SO	Pittsford, NY / Pittsford Mendon
97	Asiel Richards	DL	6-3	245	FY	South Abington Township, PA / Abington Heights
98	Hiro Arai	DL	6-4	235	SO	Oakton, VA / Oakton
99	Jiaming Cao	DL	6-2	235	FY	Shenyang, China / IMG Academy
	Malakhi Gurdak	DL	6-0	220	SO	Fuquay-Varina, NC / Cardinal Gibbons
	Alex Kailan	DL	5-9	230	SO	Cheshire, CT / Cheshire
	Paul Liang	TE	6-2	220	SR	Beijing, China / Lower Merion (PA)

Edwin Fauver Stadium



Built in 1930 and completely refurbished during the 1980's, Fauver Stadium anchors the outdoor Brian F. Prince Athletic Complex. An AstroTurf surface was installed during the Summer of 2000. In May, 2021, the most recent Field Turf surface was installed.

A new press box, a new dormitory at the south end of the stadium and a complete renovation of the concourse and visiting locker rooms have all been completed in the last 10 years. Within the new dorm building, Genesee Hall, the bottom two floors are encompassed within the Boehning Varsity House and are dedicated to athletics, including varsity team locker rooms, equipment space and athletic training rooms.

Seven different sports utilize the facility for home events (football, m/w soccer, field hockey, lacrosse, and m/w track & field).

On August 4, 1993 Fauver Stadium hosted the opening ceremonies of the Empire State Games (ESG), the largest amateur athletic competition in the United States, featuring more than 7,500 participants. The stadium was used for competition in track & field plus lacrosse. When the games returned to Rochester in 2006, Fauver Stadium was used for track & field competition.

Two legendary entertainers performed here in a four month span: **Cab Calloway** spoke at Graduation ceremonies in May, 1993 and led a crowd of more than 10,000 in a chorus of "Minnie The Moocher". **Ray Charles** played for one hour at the ESG opening ceremonies.

The stadium is named in memory of the man who planned construction of the athletic facilities at the River Campus. **Dr. Fauver** was instrumental in the formation of the New York State Conference of Small Colleges, and the Western New York Intercollegiate Athletic Conference.

Dedication ceremonies took place on October 18, 1930 at half-time of a Rochester-Wesleyan (CT) football game. Dr. Fauver and his brother **Dr. Edgar Fauver** of Wesleyan, served their schools as directors of physical education.

Services

- **Concessions:** A concession stand, offering a variety of items, can be found in the Stadium concourse.
- **Handicapped Accessibility:** Wheelchair access is available through Gate III. Ramp seating is located in the center stands.
- **Restrooms:** Lavatories for men and women are located in lobby on each side of the main entrance (Gate II).
- **First Aid:** Persons in need of emergency first aid should contact an usher.
- **Alcohol:** Alcoholic beverages are not permitted inside the Stadium. Violators will be ejected from the stadium.
- **Public Address Announcements:** No special announcements, except those concerning University functions are made over the public address system except in emergency cases.
- **Weather Alert System:** The River Campus employs a Weather-STEM alert system along Wilson Blvd. In the event lightning or severe weather is in the area, a warning siren will sound.

What's In A Nickname? The Story Behind "Yellowjackets"

Had a vote gone differently, the University's athletic teams could have been named for the river that runs alongside the campus, for the official campus flower, or could bring one to recall a detective story by the noted author Edgar Allan Poe.

A story dated October 9, 1985 in the Campus Times says that students voted on possible mascots in Anderson Hall on the Prince Street campus in 1929.

"Yellowjackets" was the prevailing winner, beating Geneseeans, Dandelions, Gold Bugs, and Rivermen.

The evolution of the nickname "Yellowjackets" for Rochester athletic teams dates back to the 1920s, although there is some dispute as to how it evolved.

J. Howard Garnish is credited with giving the teams the nickname. During his undergraduate days, Garnish was a member of the football team and editor of The Campus, the student newspaper which was a forerunner of today's Campus Times.



An article from the October 26, 1987 edition of the Campus Times says Garnish was tackled and took a kick in the mouth. He then yelled "Go Yellowjackets" referring to the color of the University's jerseys.

In the November 12, 1926 edition of The Campus, a Buffalo player called the University's football team Yellowjackets because of their sting, not because of their clothing.

Garnish wrote an editorial in the same edition, rallying the team for an upcoming game vs. Rensselaer Polytechnic Institute. His headline read "Go to it, you Yellow Jackets!". The nickname stuck.

A 1991 edition of Rochester Review, the University's Alumni publication, says Garnish was knocked out cold after the tackle and the nickname came up in his editorial.

When the University celebrated its sesquicentennial anniversary in 2000, the Barnes and Noble bookstore published a desk calendar which had tid-bits of University history scattered throughout. Legend, according to the calendar, verifies that Garnish got up after a crushing tackle and cried out "Go you Yellow Jackets".



THE UNIVERSITY OF OLIVET

GAME 1 - Sept. 6 - Fauver Stadium - Rochester, NY - 12 pm

Comet Facts

General Information
 Location:Olivet, MI
 Founded:1844
 Undergraduate Enrollment:851
 Colors:Red & White
 Nickname:Comets
 Conference:Michigan Intercollegiate Athletic Association
 Affiliation:NCAA Division III
 Stadium:Cutler Athletic Complex
 Type/Capacity:Field Turf/3,500
 President:Steven M. Corey, Ph.D.
 Athletics Director:Haley Diringner
 Website:www.olivetcomets.com

Football Information
 Head Coach:Erik leuter
 Record at Olivet (yrs./overall):1st Season/27-36 (6)
 2024 Record:3-7

Sports Information
 SID:Geoff Henson
 Phone:(269) 749-7602
 E-Mail:ghenson@UOlivet.edu

2025 Schedule

9/6	at Rochester	12 pm
9/13	MADONNA	1 pm
9/20	BLUFFTON	12:30 pm
9/27	ADRIAN	2 pm
10/4	at Kalamazoo	2 pm
10/16	TRINE	7 pm
10/25	ALMA	1 pm
11/1	at Calvin	1 pm
11/8	ALBION	12 pm
11/15	at Hope	1 pm

2024 Results

9/7	ROCHESTER	L, 21-28
9/14	WOOSTER	W, 27-23
9/21	at Hanover	L, 14-56
9/28	at Adrian	L, 14-24
10/5	KALAMAZOO	W, 45-12
10/19	at Trine	L, 28-35
10/26	at Alma	L, 14-67
11/2	CALVIN	W, 21-13
11/9	at Albion	L, 14-49
11/16	HOPE	L, 12-48



Erik leuter



SUNY MORRISVILLE

GAME 2 - Sept. 13 - SUNY Morrisville Stadium - Morrisville, NY - 12 pm

Mustang Facts

General Information
 Location:Morrisville, NY
 Founded:1908
 Undergraduate Enrollment:2,000
 Colors:Black & White
 Nickname:Mustangs
 Conference:SUNYAC/Empire 8 (FB)
 Affiliation:NCAA Division III
 Stadium:SUNY Morrisville Stadium
 Type/Capacity:Field Turf/2,000
 President:Dr. David Rogers
 Athletics Director:Matthew Grawrock
 Website:www.morrisvillemustangs.com

Football Information
 Head Coach:Eric Jendryaszek
 Record at SUNY Morrisville (yrs./overall):1st Season/6-4 (1)
 2024 Record:7-4


Sports Information
 SID:Brandy Thurston
 Phone:(315) 684-6250
 E-Mail:wilcoxbl@morrisville.edu

2025 Schedule

9/6	at Kean	12 pm
9/13	ROCHESTER	12 pm
9/20	at Union (NY)	1 pm
9/27	CORTLAND	12 pm
10/4	at Alfred State	1 pm
10/11	at Utica	1 pm
10/25	SUNY BROCKPORT	12 pm
11/1	at Hartwick	1 pm
11/8	ST. JOHN FISHER	1 pm
11/15	at Alfred	1 pm

2024 Results

9/7	KEAN	W, 7-0
9/21	at Catholic	L, 27-28
9/28	MORAVIAN	L, 6-14
10/5	at Cortland	L, 0-41
10/12	ALFRED	W, 24-14
10/19	UTICA	W, 28-26
10/26	at SUNY Brockport	L, 0-24
11/2	HILBERT	W, 38-8
11/9	at St. John Fisher	W, 14-11
11/16	HARTWICK	W, 31-14
11/23	STEVENSON	W, 21-18
1	ECAC Robert M. Scotty Whitelaw Bowl	



Eric Jendryaszek



ST. JOHN FISHER UNIVERSITY

GAME 3 - Sept. 20 - Fauver Stadium - Rochester, NY - 1 pm

Cardinal Facts

General Information
 Location:Pittsford, NY
 Founded:1948
 Undergraduate Enrollment:2,700
 Colors:Claret & Gold
 Nickname:Cardinals
 Conference:Empire 8
 Affiliation:NCAA Division III
 Stadium:Gronney Stadium
 Type/Capacity:Field Turf/5,000
 President:Dr. Gerard J. Rooney
 Athletics Director:Jennifer Granger
 Website:www.sjfathletics.com

Football Information
 Head Coach:Ed Raby Jr.
 Record at St. John Fisher (yrs./overall):1st Season/20-22 (4)
 2024 Record:3-7

Sports Information
 SID:Mike Hogan
 Phone:(585) 385-8273
 E-Mail:mhogan@sjf.edu

2025 Schedule

9/6	at FDU-Florham	12 pm
9/13	ST. LAWRENCE	12 pm
9/20	at Rochester	1 pm
9/27	ALFRED	2 pm
10/4	SUNY BROCKPORT	12 pm
10/11	at Hartwick	3:30 pm
10/25	CORTLAND	1 pm
11/1	at Utica	1 pm
11/8	at SUNY Morrisville	1 pm
11/15	ALFRED STATE	12 pm

2024 Results

9/7	MARIETTA	L, 0-55
9/21	KEYSTONE	W, 42-40
9/28	at Wilkes	L, 21-28
10/5	at SUNY Brockport	L, 0-35
10/12	at Hilbert	W, 52-6
10/19	HARTWICK	W, 56-0
10/26	at Cortland	L, 0-49
11/2	at Alfred	L, 31-34
11/9	SUNY MORRISVILLE	L, 11-14
11/16	UTICA	L, 20-36



Ed Raby Jr.



RENSSELAER POLYTECHNIC INSTITUTE

GAME 4 - Sept. 27 - East Campus Stadium - Troy, NY - 12 pm

Engineer Facts

General Information
 Location:Troy, NY
 Founded:1824
 Undergraduate Enrollment:5,823
 Colors:Cherry & White
 Nickname:Engineers
 Conference:Liberty League
 Affiliation:NCAA Division III
 Stadium:East Campus Stadium
 Type/Capacity:Field Turf/5,200
 President:Dr. Martin A. Schmidt
 Director of Athletics:Dr. Kristie Bowers
 Website:www.rpiathletics.com

Football Information
 Head Coach:Ralph Isernia
 Record at RPI (yrs./overall):82-40 (11)/same
 2024 Record overall/conference:5-5/3-3

Sports Information
 SID:Adrian Donnelly
 Phone:(518) 276-8417
 E-Mail:donnea3@rpi.edu

2025 Schedule

9/6	at WPI	6 pm
9/13	at Utica	6 pm
9/20	SUNY BROCKPORT	12 pm
9/27	ROCHESTER*	12 pm
10/4	at Hobart*	12 pm
10/11	BUFFALO STATE*	1 pm
10/25	at Hilbert*	12 pm
11/1	at St. Lawrence*	1 pm
11/8	ITHACA*	1 pm
11/15	at Union*	1 pm
*	Liberty League Games	

2024 Results

9/5	WISCONSIN-LA CROSSE	L, 0-35
9/13	at Wilkes	W, 32-25
9/20	WPI	W, 51-7
9/28	at Endicott	L, 20-28
10/5	at Rochester*	L, 7-14
10/12	ST. LAWRENCE*	W, 34-10
10/19	at Ithaca*	L, 14-33
11/2	HOBART*	L, 21-27
11/9	at Buffalo State*	W, 48-7
11/16	UNION*	W, 24-7
*	Liberty League Games	



Ralph Isernia



ITHACA COLLEGE

GAME 5 - Oct. 4 - Fauver Stadium - Rochester, NY - 12 pm

Bomber Facts

General Information

Location:Ithaca, NY
 Founded:1892
 Undergraduate Enrollment:4,600
 Color:Blue & White
 Nickname:Bombers
 Conference:Liberty League
 Affiliation:NCAA Division III
 Stadium:Butterfield Stadium
 Type/Capacity:Grass/5,000
 President:Dr. La Jerne Terry Cornish
 Athletic Director:Aaron Bouyea
 Website:athletics.ithaca.edu

Football Information

Head Coach:Michael Toerper
 Record at Ithaca (yrs./overall):27-8 (3)/Same
 2024 Record overall/conference:6-4/5-1

Sports Information

SID:Justin Lutes
 Phone:(607) 274-5124
 E-Mail:jlutes@ithaca.edu

2025 Schedule

9/6 JOHNS HOPKINS.....1 pm
 9/13 at Alfred.....12 pm
 9/20 at Hilbert*.....2 pm
 9/27 HOBART*.....1 pm
 10/4 at Rochester*.....12 pm
 10/11 at St. Lawrence*.....1 pm
 10/25 UNION*.....1 pm
 11/1 BUFFALO STATE*.....1 pm
 11/8 at Rensselaer*.....1 pm
 11/15 CORTLAND.....12 pm

* - Liberty League Games

2024 Results

9/7 JOHNS HOPKINS.....L, 23-27
 9/14 ENDICOTT.....L, 7-13
 9/28 at Curry.....W, 38-13
 10/5 at Hobart*.....L, 7-16
 10/12 ROCHESTER*.....W, 24-0
 10/19 RENSSELAER*.....W, 33-14
 10/26 at Buffalo State*.....W, 49-14
 11/2 at Union*.....W, 24-0
 11/9 ST. LAWRENCE*.....W, 41-0
 11/16 at Cortland.....L, 17-28

* - Liberty League Games



Michael Toerper



HILBERT COLLEGE

GAME 6 - Oct. 11 - Fauver Stadium - Rochester, NY - 12 pm

Hawk Facts

General Information

Location:Hamburg, NY
 Founded:1957
 Undergraduate Enrollment:800
 Color:Blue & White
 Nickname:Hawks
 Conference:AMCC/Liberty League (FB)
 Affiliation:NCAA Division III
 Stadium:St. Francis High School
 Type/Capacity:Field Turf/1,000
 Interim President:Michael R. Cornell
 Athletic Director:Tim Seil
 Website:www.hilberthawks.com

Football Information

Head Coach:Ted Egger
 Record at Hilbert (yrs./overall):0-18 (2)/Same
 2024 Record overall/conference:0-10/0-7

Sports Information

SID:Kara Rehbaum
 Phone:(716) 926-8805
 E-Mail:krehbaum@hilbert.edu

2025 Schedule

9/6 at Saint Vincent.....1 pm
 9/13 ALFRED STATE.....12 pm
 9/20 ITHACA*.....2 pm
 9/27 BUFFALO STATE*.....12 pm
 10/4 at St. Lawrence*.....1 pm
 10/11 at Rochester*.....12 pm
 10/25 RENSSELAER*.....12 pm
 11/1 at Union*.....1 pm
 11/8 HOBART*.....12 pm
 11/15 at Hartwick.....12 pm

* - Liberty League Games

2024 Results

9/7 CORTLAND.....L, 0-76
 9/14 at Buffalo State.....L, 6-42
 9/21 at Endicott.....L, 0-58
 9/28 at Lycoming.....L, 0-48
 10/5 at Alfred.....L, 0-47
 10/12 ST. JOHN FISHER.....L, 6-52
 10/19 SUNY BROCKPORT.....L, 0-51
 10/26 at Hartwick.....L, 21-36
 11/2 at SUNY Morrisville.....L, 8-38
 11/9 UTICA.....L, 6-36



Ted Egger



BUFFALO STATE UNIVERSITY

GAME 7 - Oct. 25 - Coyer Field - Buffalo, NY - 3 pm

Bengal Facts

General Information

Location:Buffalo, NY
 Founded:1871
 Undergraduate Enrollment:5,507
 Colors:Orange & Black
 Nickname:Bengals
 Conference:SUNYAC/Liberty League (FB)
 Affiliation:NCAA Division III
 Stadium:Coyer Field
 Type/Capacity:Field Turf/3,000
 Interim President:Dr. Bonita R. Durand
 Officer in Charge of Athletics:Jeff Ventura
 Website:www.buffalostateathletics.com

Football Information

Head Coach:Lazarus Morgan
 Record at Buffalo St. (yrs./overall):5-25 (3)/same
 2024 Record overall/conference:3-7/1-5

Sports Information

SID:Zach Nau
 Phone:(716) 878-6721
 E-Mail:nauzt@buffalostate.edu

2025 Schedule

9/4 SUNY BROCKPORT.....7 pm
 9/13 HARTWICK.....12 pm
 9/20 at Alfred State.....6 pm
 9/27 at Hilbert*.....12 pm
 10/4 UNION*.....4 pm
 10/11 at Rensselaer*.....1 pm
 10/25 ROCHESTER*.....3 pm
 11/1 at Ithaca*.....3 pm
 11/8 ST. LAWRENCE*.....1 pm
 11/15 at Hobart*.....1 pm

* - Liberty League Games

2024 Results

9/5 at SUNY Brockport.....L, 0-27
 9/14 HILBERT.....W, 42-6
 9/28 ALFRED STATE.....W, 12-0
 10/5 at Mercyhurst.....L, 0-55
 10/12 HOBART*.....L, 3-31
 10/19 at Union*.....L, 10-31
 10/26 ITHACA*.....L, 14-49
 11/2 at Rochester*.....W, 35-21
 11/9 RENSSELAER*.....L, 7-48
 11/16 at St. Lawrence*.....L, 18-26

* - Liberty League Games



Lazarus Morgan



HOBART COLLEGE

GAME 8 - Nov. 1 - Fauver Stadium - Rochester, NY - 12 pm

Statesmen Facts

General Information

Location: Geneva, NY
 Founded: 1822
 Undergraduate Enrollment: 1,669 with William Smith
 Colors: Purple & Orange
 Nickname: Statesmen
 Conference: Liberty League
 Affiliations: NCAA Division III
 Stadium: Boswell Field at Urick Stadium
 Type/Capacity: Field Turf/3,000
 President: Mark D. Gearan
 Athletics Director: Brian Miller
 Website: www.hwsathletics.com

Football Information

Head Coach: Kevin DeWall
 Record at Hobart (yrs./overall): 47-17 (6)/60-34 (9)
 2024 Record overall/conference 9-2/6-0

Sports Information

SID: Ken DeBolt
 Phone: (315) 781-3146
 E-Mail: debolt@hws.edu

2025 Schedule

9/5 at Alfred 7 pm
 9/13 at SUNY Brockport 12 pm
 9/20 UTICA 1 pm
 9/27 at Ithaca* 1 pm
 10/4 RENSSELAER* 1 pm
 10/11 at Union* 1 pm
 10/25 ST. LAWRENCE* 1 pm
 11/1 at Rochester* 12 pm
 11/8 at Hilbert* 12 pm
 11/15 BUFFALO STATE* 1 pm
 * - Liberty League Games



Kevin DeWall

2024 Results

9/6 ALFRED W, 10-7
 9/14 at Randolph Macon L, 7-14 (OT)
 9/21 at Moravian W, 27-12
 9/28 at Keystone W, 52-9
 10/5 ITHACA* W, 16-7
 10/12 at Buffalo State* W, 31-3
 10/19 at St. Lawrence* W, 39-3
 10/26 UNION* W, 27-0
 11/2 at Rensselaer* W, 27-21
 11/16 ROCHESTER* W, 37-7
 11/30 at Susquehanna* L, 35-42
 * - Liberty League Games
 N - NCAA Tournament



UNION COLLEGE

GAME 9 - Nov. 8 - Fauver Stadium - Rochester, NY - 12 pm

Garnet Charger Facts

General Information

Location: Schenectady, NY
 Founded: 1795
 Undergraduate Enrollment: 2,050
 Colors: Garnet
 Nickname: Garnet Chargers
 Conference: Liberty League
 Affiliation: NCAA Division III
 Stadium: Frank Bailey Field at Class of 1985 Stadium
 Type/Capacity: Field Turf/1,600
 President: Dr. Elizabeth Kiss
 Athletics Director: Jim McLaughlin
 Website: www.unionathletics.com

Football Information

Head Coach: Jon Drach
 Record at Union (yrs./overall): 3-7 (1)/34-28 (6)
 2024 Record overall/conference 3-7/2-4

Sports Information

SID: Steve Sheridan
 Phone: (518) 388-6170
 E-Mail: sheridas@union.edu

2025 Schedule

9/6 at Susquehanna 12 pm
 9/13 at Cortland 1 pm
 9/20 SUNY MORRISVILLE 1 pm
 9/27 ST. LAWRENCE* 5 pm
 10/4 at Buffalo State* 3 pm
 10/11 HOBART* 1 pm
 10/25 at Ithaca* 12 pm
 11/1 HILBERT* 1 pm
 11/8 at Rochester* 12 pm
 11/15 RENSSELAER* 1 pm
 * - Liberty League Games



Jon Drach

2024 Results

9/6 at Utica L, 26-41
 9/14 SUNY MARITIME W, 18-15
 9/20 at Springfield L, 20-37
 9/28 at Montclair State L, 15-17
 10/5 at St. Lawrence* L, 24-27 (OT)
 10/19 BUFFALO STATE* W, 31-10
 10/26 at Hobart* L, 0-27
 11/2 ITHACA* L, 0-24
 11/9 ROCHESTER* W, 34-13
 11/16 at Rensselaer* L, 7-24
 * - Liberty League Games



ST. LAWRENCE UNIVERSITY

GAME 10 - Nov. 15 - Leckonby Stadium - Canton, NY - 1 pm

Saints Facts

General Information

Location: Canton, NY
 Founded: 1856
 Undergraduate Enrollment: 1,991
 Colors: Scarlet & Brown
 Nickname: Saints
 Conference: Liberty League
 Affiliation: NCAA Division III
 Stadium: Weeks Field at Leckonby Stadium
 Type/Capacity: Grass/1,500
 President: Kathryn A. Morris
 Athletic Director: Franco Bari
 Website: www.saintsathletics.com

Football Information

Head Coach: Dan Puckhaber
 Record at SLU (yrs./overall): 33-46 (8)/same
 2024 Record overall/conference 3-6/2-4

Sports Information

SID: Meghan Nichols
 Phone: (315) 229-5986
 E-Mail: mnichols@stlawu.edu

2025 Schedule

9/5 NORWICH 7 pm
 9/13 at St. John Fisher 12 pm
 9/20 ALFRED 1 pm
 9/27 at Union* 5 pm
 10/4 HILBERT* 1 pm
 10/11 ITHACA* 1 pm
 10/25 at Hobart* 1 pm
 11/1 RENSSELAER* 1 pm
 11/8 at Buffalo State* 1 pm
 11/15 ROCHESTER* 1 pm
 * - Liberty League Games



Dan Puckhaber

2024 Results

9/7 ENDICOTT L, 13-44
 9/13 at Norwich W, 20-9
 9/20 WESTERN NEW ENGLAND L, 14-28
 10/5 UNION* W, 27-24 (OT)
 10/12 at Rensselaer* L, 10-34
 10/19 HOBART* L, 3-39
 10/26 at Rochester* L, 0-21
 11/9 at Ithaca* L, 0-41
 11/16 BUFFALO STATE* W, 26-18
 * - Liberty League Games





YOUR NEIGHBORHOOD GATHERING PLACE.

1142 Mt. Hope Avenue | (585) 271-4105 | www.thedistillery.com



1120 Mt. Hope Avenue (585) 442-6463

www.pellegrinosdeli.com

All-Time Game-By-Game Results

1889 (5-4-1)

10/4/1889	ROCHESTER AC	W	16-6	Rochester, NY
10/11/1889	at Rochester AC	W	4-0	Rochester, NY
10/19/1889	at Cornell	L	0-106	Ithaca, NY
10/24/1889	ROCHESTER AC	W	32-0	Rochester, NY
11/4/1889	PALMYRA UNION AC	W	26-0	Rochester, NY
11/15/1889	at Richfield AC	L	0-2	Albany, NY
11/18/1889	at Amherst	L	0-72	Amherst, MA
11/19/1889	at Trinity (CT)	L	0-12	Hartford, CT
11/23/1889	SYRACUSE	W	36-0	Rochester, NY
11/28/1889	vs Union (NY)	T	0-0	Elmira, NY

1890 (3-4)

10/11/1890	at Cornell	L	0-98	Ithaca, NY
10/29/1890	HAMILTON	W	10-4	Rochester, NY
11/4/1890	at Union (NY)	W	9-6	Schenectady, NY
11/5/1890	at Hamilton	L	0-10	Clinton, NY
11/15/1890	SYRACUSE	L	0-4	Rochester, NY
11/22/1890	at Syracuse	W	2-0	Syracuse, NY
11/27/1890	UNION (NY)	L	4-6	Rochester, NY

1891 (1-5)

10/24/1891	at Brockport Normal	W	146-0	Brockport, NY
10/31/1891	CORNELL	L	10-21	Rochester, NY
11/7/1891	at Hamilton	L	4-28	Clinton, NY
11/14/1891	UNION (NY)	L	0-9	Rochester, NY
11/21/1891	at Syracuse	L	16-18	Syracuse, NY
11/26/1891	COLGATE	L	0-6	Rochester, NY

1892 (5-5)

10/8/1892	BROCKPORT NORMAL	W	46-0	Rochester, NY
10/12/1892	at Canandaigua HS	W	24-10	Canandaigua, NY
10/15/1892	at Canandaigua HS	W	20-0	Canandaigua, NY
10/19/1892	HOBART	W	40-0	Rochester, NY
10/24/1892	CHICAGO AA	L	0-34	Rochester, NY
11/1/1892	at Syracuse AC	L	0-10	Syracuse, NY
11/6/1892	at Colgate	L	0-16	Hamilton, NY
11/7/1892	at Union (NY)	L	0-40	Schenectady, NY
11/12/1892	SYRACUSE	W	22-0	Rochester, NY
11/18/1892	HAMILTON	L	8-10	Rochester, NY

1893 (4-2)

11/4/1893	at St. John's Academy	L	4-6	Syracuse, NY
11/7/1893	LYNWOOD AC	W	24-6	Rochester, NY
11/11/1893	at Hamilton	W	12-6	Clinton, NY
11/18/1893	at Syracuse	W	14-10	Syracuse, NY
11/25/1893	UNION (NY)	L	0-36	Rochester, NY
11/30/1893	SYRACUSE	W	6-0	Rochester, NY

1894 (2-3-1)

10/13/1894	at Hobart	T	0-0	Geneva, NY
10/24/1894	ST. JOHN'S ACADEMY	L	0-10	Rochester, NY
11/4/1894	HOBART	W	20-10	Rochester, NY
11/10/1894	SYRACUSE	L	12-28	Rochester, NY
11/17/1894	at Union (NY)	L	0-62	Schenectady, NY
11/30/1894	HAMILTON	W	18-0	Rochester, NY

1895 (3-6-2)

9/26/1895	at Brockport Normal	W	6-4	Brockport, NY
10/5/1895	BROCKPORT NORMAL	L	2-4	Rochester, NY
10/23/1895	at Buffalo Medical	W	12-4	Buffalo, NY
10/26/1895	HOBART	L	4-6	Rochester, NY
11/2/1895	ROCHESTER AC	T	0-0	Rochester, NY
11/6/1895	at Lancaster AC	L	0-20	Buffalo, NY
11/13/1895	ROCHESTER AC	W	22-0	Rochester, NY
11/16/1895	at Syracuse	L	0-28	Syracuse, NY
11/20/1895	at Brockport Normal	L	0-4	Brockport, NY
11/23/1895	BUFFALO MEDICAL	T	6-6	Rochester, NY
11/28/1895	HAMILTON	L	0-12	Rochester, NY

1896 (0-8-1)

10/10/1896	at Buffalo	L	6-62	Buffalo, NY
10/14/1896	HOBART	L	0-22	Rochester, NY
10/22/1896	ST. JOHN'S ACADEMY	L	0-6	Rochester, NY
10/24/1896	ROCHESTER YMCA	L	0-18	Rochester, NY
10/27/1896	at Syracuse	L	4-62	Syracuse, NY
10/29/1896	at St. John's Academy	L	0-44	Manlius, NY
10/30/1896	at Hamilton	L	0-30	Clinton, NY
11/14/1896	ROCHESTER YMCA	T	0-0	Rochester, NY
11/26/1896	HAMILTON	L	10-16	Rochester, NY

1897 (5-5)

10/2/1897	CANANDAIGUA AC	W	22-0	Rochester, NY
10/9/1897	at Canandaigua AC	L	0-6	Canandaigua, NY
10/13/1897	HOBART	W	16-14	Rochester, NY
10/20/1897	at Hobart	L	6-16	Geneva, NY
10/23/1897	ST. JOHN'S ACADEMY	L	0-10	Rochester, NY
10/30/1897	at Hamilton	L	0-12	Clinton, NY
11/3/1897	at Syracuse	L	0-36	Syracuse, NY
11/6/1897	ROCHESTER FREE ACAD.	W	28-0	Rochester, NY
11/10/1897	ALFRED	W	12-8	Rochester, NY
11/25/1897	COLGATE	W	8-0	Rochester, NY

1898 (4-3-1)

10/1/1898	at Syracuse	L	0-35	Syracuse, NY
10/8/1898	HOBART	W	6-5	Rochester, NY
10/26/1898	at Alfred	W	5-0	Alfred, NY
10/29/1898	HAMILTON	L	0-47	Rochester, NY
11/5/1898	CANANDAIGUA AC	T	5-5	Rochester, NY
11/16/1898	ALFRED	W	18-0	Rochester, NY
11/19/1898	ROCHESTER FREE ACAD.	W	5-0	Rochester, NY
11/24/1898	HOBART	L	2-11	Rochester, NY

1899 (6-1-2)

9/30/1899	GENESEE WESLEYAN	W	6-0	Rochester, NY
10/14/1899	at Buffalo	T	0-0	Buffalo, NY
10/18/1899	at Alfred	W	12-0	Alfred, NY
10/21/1899	ROCHESTER FREE ACAD.	W	23-0	Rochester, NY
10/27/1899	ST. LAWRENCE	W	32-0	Rochester, NY
11/11/1899	SYRACUSE	L	0-23	Rochester, NY
11/23/1899	ALFRED	T	6-6	Rochester, NY
11/25/1899	at Watertown AA	W	5-0	Watertown, NY
11/30/1899	HOBART	W	40-0	Rochester, NY

1900 (3-6)

10/3/1900	at Cornell	L	0-6	Ithaca, NY
10/6/1900	GENESEE WESLEYAN	W	17-0	Rochester, NY
10/13/1900	at Union (NY)	L	0-11	Schenectady, NY
10/20/1900	HOBART	W	39-5	Rochester, NY
10/27/1900	at Athens AA	L	0-16	Athens, PA
11/3/1900	COLGATE	W	11-5	Rochester, NY
11/10/1900	at Watertown AA	L	0-41	Watertown, NY
11/17/1900	at Syracuse	L	5-68	Syracuse, NY
11/29/1900	HAMILTON	L	0-11	Rochester, NY

1901 (7-4)

9/28/1901	GENESEE WESLEYAN	W	23-0	Rochester, NY
10/2/1901	at Cornell	L	0-50	Ithaca, NY
10/12/1901	at Hobart	L	12-17	Geneva, NY
10/16/1901	at Alfred	W	6-5	Alfred, NY
10/19/1901	ALL-ROCHESTER AC	L	6-12	Rochester, NY
10/26/1901	at Colgate	W	11-6	Hamilton, NY
11/2/1901	GENESEE NORMAL	W	42-0	Rochester, NY
11/6/1901	ALFRED	W	18-0	Rochester, NY
11/9/1901	UNION (NY)	L	5-23	Rochester, NY
11/16/1901	ROCHESTER ALUMNI	W	6-0	Rochester, NY

1902 (3-6)

9/27/1902	GENESEE WESLEYAN	W	11-0	Rochester, NY
10/1/1902	at Cornell	L	0-31	Ithaca, NY
10/11/1902	at Hobart	L	0-16	Geneva, NY
10/18/1902	at Union (NY)	W	6-5	Schenectady, NY
11/1/1902	COLGATE	L	0-22	Rochester, NY
11/8/1902	at Buffalo	L	0-6	Buffalo, NY
11/15/1902	NIAGARA	W	18-0	Rochester, NY
11/22/1902	at Hamilton	L	0-42	Clinton, NY
11/29/1902	HOBART	L	5-6	Rochester, NY

1903 (4-4)

10/3/1903	at Cornell	L	0-11	Ithaca, NY
10/10/1903	NIAGARA	W	29-5	Rochester, NY
10/17/1903	at Hobart	L	5-15	Geneva, NY
10/24/1903	HAMILTON	L	6-11	Rochester, NY
10/31/1903	at Colgate	L	5-23	Hamilton, NY
11/7/1903	BUFFALO	W	47-0	Rochester, NY
11/21/1903	UNION (NY)	W	17-6	Rochester, NY
11/26/1903	HOBART	W	15-5	Rochester, NY

1904 (6-3)

9/24/1904	NIAGARA	W	26-0	Rochester, NY
10/1/1904	at Cornell	L	6-29	Ithaca, NY
10/8/1904	at Union (NY)	W	6-5	Schenectady, NY
10/15/1904	NYU	W	6-5	Rochester, NY
10/22/1904	ONONDAGA AC	W	58-0	Rochester, NY
10/29/1904	at Colgate	L	5-20	Rochester, NY
11/5/1904	at Hamilton	L	6-28	Clinton, NY
11/12/1904	ST. LAWRENCE	W	44-0	Rochester, NY
11/24/1904	TUFTS	W	16-5	Rochester, NY

1905 (4-3)

9/23/1905	NIAGARA	W	10-5	Rochester, NY
9/30/1905	at Syracuse	L	0-16	Syracuse, NY
10/7/1905	at Hamilton	L	0-29	Clinton, NY
10/14/1905	HOBART	W	16-0	Rochester, NY
10/28/1905	at Colgate	L	12-53	Hamilton, NY
11/4/1905	ST. LAWRENCE	W	28-5	Rochester, NY
11/11/1905	UNION (NY)	W	16-0	Rochester, NY

1906 (2-5-2)

9/22/1906	NIAGARA	T	0-0	Rochester, NY
9/29/1906	at Syracuse	L	0-38	Syracuse, NY
10/6/1906	COLGATE	L	0-18	Rochester, NY
10/13/1906	RENSELAER	T	0-0	Rochester, NY
10/20/1906	ST. LAWRENCE	W	11-5	Rochester, NY
10/27/1906	at Hamilton	L	0-21	Clinton, NY
11/3/1906	at Hobart	L	0-11	Geneva, NY
11/9/1906	at Alfred	W	18-0	Alfred, NY
11/17/1906	TUFTS	L	0-25	Rochester, NY

1907 (5-4)

9/28/1907	at Syracuse	L	6-40	Syracuse, NY
10/5/1907	NIAGARA	L	7-16	Rochester, NY
10/8/1907	vs Colgate	L	0-41	Utica, NY
10/12/1907	vs St. Lawrence	W	5-0	Canandaigua, NY
10/19/1907	HAMILTON	W	26-9	Rochester, NY
10/26/1907	at Army	L	0-30	West Point, NY
11/2/1907	HOBART	W	11-6	Rochester, NY
11/9/1907	at Union (NY)	W	4-0	Schenectady, NY
11/16/1907	RENSELAER	W	22-0	Rochester, NY

1908 (7-1-1)

9/26/1908	GEORGE JR. REPUBLIC	W	21-0	Rochester, NY
10/3/1908	at Rensselaer	T	0-0	Troy, NY
10/10/1908	at Hamilton	W	5-0	Clinton, NY
10/17/1908	at Syracuse	L	12-23	Syracuse, NY
10/24/1908	UNION (NY)	W	17-0	Rochester, NY
10/30/1908	vs Alfred	W	37-0	Hornell, NY
11/3/1908	NIAGARA	W	11-0	Rochester, NY
11/7/1908	ST. BONAVENTURE	W	12-0	Rochester, NY
11/14/1908	at Hobart	W	24-4	Geneva, NY

1909 (4-3-1)

9/25/1909	GEORGE JR. REPUBLIC	T	0-0	Rochester, NY
10/2/1909	NIAGARA	W	5-0	Rochester, NY
10/9/1909	at Syracuse	L	0-17	Syracuse, NY
10/16/1909	HAMILTON	W	17-5	Rochester, NY
10/23/1909	at Union (NY)	W	6-3	Schenectady, NY
10/30/1909	RENSELAER	L	0-9	Rochester, NY
11/6/1909	COLGATE	L	0-21	Rochester, NY
11/13/1909	at Hobart	W	1-0	Geneva, NY



The 1910 team finished with a final record of 4-3-2. The season ended with a 3-0 win over Holy Cross when Ray Brown (front row of steps, second from left) drop-kicked a 53-yard field goal. One of the team members was George Abbott (third row from the bottom of the steps, first man on the left). Mr. Abbott became a renowned Broadway playwright.

1910 (4-3-2)

9/24/1910	GEORGE JR. REPUBLIC	L	0-19	Rochester, NY
10/1/1910	ST. BONAVENTURE	W	13-0	Rochester, NY
10/8/1910	at Syracuse	L	0-6	Syracuse, NY
10/15/1910	UNION (NY)	W	8-0	Rochester, NY
10/22/1910	at Hamilton	W	5-2	Clinton, NY
11/5/1910	COLGATE	L	5-6	Rochester, NY
11/12/1910	at Rensselaer	T	0-0	Troy, NY
11/19/1910	HOBART	T	0-0	Rochester, NY
11/24/1910	HOLY CROSS	W	3-0	Rochester, NY

1911 (4-4)

10/7/1911	ST. LAWRENCE	W	16-0	Rochester, NY
10/14/1911	SYRACUSE	L	5-6	Rochester, NY
10/21/1911	HAMILTON	W	23-5	Rochester, NY
10/28/1911	BUCKNELL	L	0-5	Rochester, NY
11/4/1911	at Union (NY)	W	12-0	Schenectady, NY
11/11/1911	RENSSELAER	L	0-5	Rochester, NY
11/18/1911	at Hobart	W	3-0	Geneva, NY
11/30/1911	COLGATE	L	6-11	Rochester, NY

1912 (3-3-2)

10/5/1912	ST. LAWRENCE	W	33-0	Rochester, NY
10/12/1912	at Hamilton	T	6-6	Clinton, NY
10/19/1912	UNION (NY)	T	0-0	Rochester, NY
10/26/1912	at Rensselaer	W	7-6	Troy, NY
11/2/1912	at Syracuse	L	0-28	Syracuse, NY
11/9/1912	at Colgate	L	0-27	Hamilton, NY
11/16/1912	HOBART	L	13-20	Rochester, NY
11/28/1912	GETTYSBURG	W	7-0	Rochester, NY

1913 (6-2)

10/4/1913	ST. LAWRENCE	W	33-0	Rochester, NY
10/11/1913	SYRACUSE	L	0-6	Rochester, NY
10/18/1913	HAMILTON	W	20-0	Rochester, NY
10/25/1913	at Union (NY)	W	6-0	Schenectady, NY
11/1/1913	RENSSELAER	W	21-0	Rochester, NY
11/8/1913	at Colgate	L	0-27	Hamilton, NY
11/15/1913	at Hobart	W	14-0	Geneva, NY
11/22/1913	at Denison	W	26-13	Granville, OH

1914 (3-5)

10/3/1914	ST. LAWRENCE	W	26-0	Rochester, NY
10/10/1914	at Fordham	L	0-21	New York, NY
10/17/1914	at Syracuse	L	0-19	Syracuse, NY
10/24/1914	ALLEGHENY	L	0-6	Rochester, NY
10/31/1914	ST. BONAVENTURE	W	40-0	Rochester, NY
11/7/1914	COLGATE	L	0-18	Rochester, NY
11/14/1914	HOBART	W	6-3	Rochester, NY
11/21/1914	at Rensselaer	L	0-7	Troy, NY

1915 (3-6)

10/2/1915	ST. LAWRENCE	W	6-0	Rochester, NY
10/9/1915	COLGATE	L	0-44	Rochester, NY
10/16/1915	SYRACUSE	L	0-82	Rochester, NY
10/23/1915	at Allegheny	L	0-19	Meadville, PA
10/30/1915	ST. STEPHEN'S	W	53-0	Rochester, NY
11/6/1915	at Hamilton	L	0-7	Clinton, NY
11/13/1915	at Hobart	L	0-12	Geneva, NY
11/20/1915	BUFFALO	L	3-7	Rochester, NY
11/25/1915	CLARKSON	W	61-7	Rochester, NY

1916 (6-3)

10/1/1916	ALFRED	L	0-27	Rochester, NY
10/7/1916	ST. LAWRENCE	W	28-0	Rochester, NY
10/14/1916	CLARKSON	W	49-13	Rochester, NY
10/21/1916	BUFFALO	W	14-2	Rochester, NY
10/28/1916	HAMILTON	W	30-0	Rochester, NY
11/4/1916	HOBART	W	25-0	Rochester, NY
11/11/1916	at Colgate	L	6-35	Hamilton, NY
11/18/1916	ALLEGHENY	L	0-7	Rochester, NY
11/30/1916	VERMONT	W	10-7	Rochester, NY

1917 (1-4-1)

10/6/1917	ST. LAWRENCE	T	0-0	Rochester, NY
10/20/1917	BUFFALO	L	0-28	Rochester, NY
10/27/1917	at Hamilton	L	0-14	Clinton, NY
11/3/1917	at Oberlin	L	0-20	Oberlin, OH
11/10/1917	WESLEYAN (CT)	L	6-27	Rochester, NY
11/17/1917	at Hobart	W	9-0	Geneva, NY

1918 (3-1)

10/26/1918	SCHOOL OF AIR PHOTO.	W	33-0	Rochester, NY
11/9/1918	at Buffalo	L	6-19	Buffalo, NY
11/16/1918	SCHOOL OF AIR PHOTO.	W	17-0	Rochester, NY
11/28/1918	HOBART	W	29-0	Rochester, NY

1919 (3-3-2)

10/11/1919	ST. LAWRENCE	L	3-6	Rochester, NY
10/18/1919	at Princeton	L	0-34	Princeton, NJ
10/25/1919	CLARKSON	W	27-0	Rochester, NY
11/1/1919	BUFFALO	W	33-0	Rochester, NY
11/8/1919	at Colgate	L	0-21	Hamilton, NY
11/15/1919	RENSSELAER	W	23-6	Rochester, NY
11/22/1919	HAMILTON	T	0-0	Rochester, NY



The teams of the 1920s (above) starred Bert Van Horn among others.

11/27/1919	HOBART	T	0-0	Rochester, NY
------------	--------	---	-----	---------------

1920 (3-5-1)

11/2/1920	at Cornell	L	6-13	Ithaca, NY
11/9/1920	ST. LAWRENCE	L	17-24	Rochester, NY
10/16/1920	at Lehigh	L	0-41	Bethlehem, PA
10/23/1920	FRANK. & MARSH.	L	0-14	Rochester, NY
10/30/1920	WESLEYAN (CT)	L	0-21	Rochester, NY
11/6/1920	COLGATE	W	21-14	Rochester, NY
11/13/1920	at Hamilton	W	7-0	Clinton, NY
11/20/1920	CLARKSON	W	26-7	Rochester, NY
11/25/1920	HOBART	T	14-14	Rochester, NY

1921 (5-4)

10/1/1921	NIAGARA	W	7-0	Rochester, NY
10/8/1921	at Cornell	L	0-55	Ithaca, NY
10/15/1921	ST. LAWRENCE	W	29-0	Rochester, NY
10/22/1921	at Union (NY)	W	28-7	Schenectady, NY
10/29/1921	RENSSELAER	W	6-3	Rochester, NY
11/5/1921	COLGATE	L	0-41	Rochester, NY
11/12/1921	HAMILTON	W	7-0	Rochester, NY
11/19/1921	CLARKSON	L	0-6	Rochester, NY
11/24/1921	HOBART	L	0-14	Rochester, NY

1922 (6-2-1)

9/30/1922	ST. LAWRENCE	T	7-7	Rochester, NY
10/7/1922	at Hamilton	W	19-0	Clinton, NY
10/14/1922	WESTMINSTER (PA)	W	7-0	Rochester, NY
10/21/1922	UNION (NY)	T	7-7	Rochester, NY
10/28/1922	at Rensselaer	L	7-17	Troy, NY
11/4/1922	BUFFALO	W	19-10	Rochester, NY
11/11/1922	at Colgate	L	0-40	Hamilton, NY
11/18/1922	NIAGARA	W	27-7	Rochester, NY
11/30/1922	HOBART	W	15-14	Rochester, NY

1923 (2-7)

9/29/1923	NIAGARA	L	7-19	Rochester, NY
10/6/1923	at NYU	L	0-7	New York, NY
10/13/1923	HAMILTON	W	13-0	Rochester, NY
10/20/1923	at Union (NY)	L	0-7	Schenectady, NY
10/27/1923	ALLEGHENY	L	6-49	Rochester, NY
11/3/1923	RENSSELAER	L	7-9	Rochester, NY
11/10/1923	COLGATE	L	0-49	Rochester, NY
11/17/1923	at Buffalo	W	13-6	Buffalo, NY
11/29/1923	HOBART	L	0-10	Rochester, NY

1924 (4-5)

9/27/1924	NIAGARA	L	0-6	Rochester, NY
10/4/1924	at Wesleyan (CT)	L	10-20	Middletown, CT
10/11/1924	at Hamilton	L	16-30	Clinton, NY
10/18/1924	ALFRED	W	3-0	Rochester, NY
10/25/1924	ST. LAWRENCE	W	24-7	Rochester, NY
11/1/1924	at Rensselaer	W	7-3	Troy, NY
11/8/1924	BUFFALO	W	21-7	Rochester, NY
11/15/1924	ST. STEPHEN'S	L	0-22	Rochester, NY
11/27/1924	HOBART	L	17-42	Rochester, NY

1925 (1-7-1)

9/26/1925	at Amherst	L	0-23	Amherst, MA
10/3/1925	HAMILTON	L	0-8	Rochester, NY
10/10/1925	NIAGARA	L	0-55	Rochester, NY
10/17/1925	at Buffalo	T	0-0	Buffalo, NY
10/24/1925	CLARKSON	L	0-19	Rochester, NY
10/31/1925	at Oberlin	L	0-24	Oberlin, OH
11/7/1925	ALFRED	W	13-0	Rochester, NY
11/14/1925	RENSSELAER	L	0-6	Rochester, NY
11/26/1925	HOBART	L	6-17	Rochester, NY

1926 (3-5-1)

9/25/1926	at Amherst	L	0-33	Amherst, MA
10/2/1926	ALFRED	W	6-0	Rochester, NY
10/9/1926	at Hamilton	L	0-20	Clinton, NY
10/16/1926	WESLEYAN (CT)	L	6-27	Rochester, NY
10/23/1926	OBERLIN	L	0-18	Rochester, NY
10/30/1926	BUFFALO	W	32-0	Rochester, NY

11/6/1926	CLARKSON	T	0-0	Rochester, NY
11/13/1926	at Rensselaer	W	47-6	Troy, NY
11/25/1926	HOBART	L	6-13	Rochester, NY

1927 (6-2)

10/1/1927	ALFRED	W	13-0	Rochester, NY
10/8/1927	HAMILTON	W	18-0	Rochester, NY
10/15/1927	KENYON	W	34-6	Rochester, NY
10/22/1927	at Buffalo	W	46-0	Buffalo, NY
10/29/1927	CLARKSON	W	19-13	Rochester, NY
11/5/1927	at Union (NY)	L	14-20	Schenectady, NY
11/12/1927	WESLEYAN (CT)	W	7-0	Rochester, NY
11/19/1927	HOBART	L	7-33	Rochester, NY

1928 (5-2-1)

10/6/1928	ALFRED	W	7-0	Rochester, NY
10/13/1928	at Hamilton	T	13-13	Clinton, NY
10/20/1928	at Wesleyan (CT)	L	13-14	Middletown, CT
10/27/1928	BUFFALO	W	32-0	Rochester, NY
11/3/1928	OBERLIN	L	12-19	Rochester, NY
11/10/1928	UNION (NY)	W	36-0	Rochester, NY
11/17/1928	RENSSELAER	W	37-6	Rochester, NY
11/24/1928	HOBART	W	20-18	Rochester, NY

1929 (6-2-1)

9/28/1929	at Wesleyan (CT)	W	13-6	Middletown, CT
10/4/1929	at Alfred	W	27-0	Alfred, NY
10/12/1929	HAMILTON	L	0-6	Rochester, NY
10/19/1929	at Rensselaer	W	13-0	Troy, NY
10/26/1929	at Buffalo	W	20-0	Buffalo, NY
11/2/1929	SPRINGFIELD	T	7-7	Rochester, NY
11/9/1929	at Union (NY)	L	0-7	Schenectady, NY
11/16/1929	CLARKSON	W	34-0	Rochester, NY
11/23/1929	HOBART	W	13-0	Rochester, NY

1930 (7-2)

9/27/1930	at Williams	L	0-20	Williamstown, MA
10/4/1930	OBERLIN	W	13-0	Rochester, NY
10/11/1930	at Hamilton	W	19-0	Clinton, NY
10/18/1930	WESLEYAN (CT)	L	0-13	Rochester, NY
10/25/1930	KENYON	W	13-6	Rochester, NY
11/1/1930	BUFFALO	W	24-7	Rochester, NY
11/8/1930	UNION (NY)	W	14-13	Rochester, NY
11/15/1930	CLARKSON	W	26-7	Rochester, NY
11/22/1930	HOBART	W	28-0	Rochester, NY

1931 (3-5-1)

9/26/1931	at Wesleyan (CT)	L	3-6	Middletown, CT
10/3/1931	at Alfred	W	12-6	Alfred, NY
10/10/1931	HAMILTON	W	13-6	Rochester, NY
10/17/1931	WILLIAMS	L	6-13	Rochester, NY
10/24/1931	BALDWIN WALLACE	T	6-6	Rochester, NY
10/31/1931	at Buffalo	W	14-7	Buffalo, NY
11/7/1931	at Union (NY)	L	0-13	Schenectady, NY
11/14/1931	CLARKSON	L	0-7	Rochester, NY
11/21/1931	HOBART	L	6-13	Rochester, NY

1932 (4-5)

9/24/1932	at Williams	L	0-6	Williamstown, MA
10/1/1932	ALFRED	W	8-6	Rochester, NY
10/8/1932	at Hamilton	L	7-14	Clinton, NY
10/15/1932	at Oberlin	W	2-0	Oberlin, OH
10/22/1932	BUFFALO	W	12-7	Rochester, NY
10/29/1932	HOBART	L	0-6	Rochester, NY
11/5/1932	UNION (NY)	L	0-28	Rochester, NY
11/12/1932	KENYON	W	13-0	Rochester, NY
11/19/1932	WESLEYAN (CT)	L	0-13	Rochester, NY

1933 (1-6-1)

9/30/1933	OBERLIN	L	0-12	Rochester, NY
10/7/1933	ALFRED	L	0-6	Rochester, NY
10/14/1933	HAMILTON	L	6-12	Rochester, NY
10/21/1933	RENSSELAER	W	14-6	Rochester, NY
10/28/1933	KENYON	L	0-18	Rochester, NY
11/4/1933	HOBART	T	0-0	Rochester, NY
11/11/1933	at Union (NY)	L	0-13	Schenectady, NY
11/18/1933	WESLEYAN (CT)	L	0-15	Rochester, NY

1934 (5-2)

10/6/1934	OBERLIN	W	7-6	Rochester, NY
10/13/1934	KENYON	W	19-0	Rochester, NY
10/20/1934	at Amherst	L	7-35	Amherst, MA
10/27/1934	at Hamilton	L	0-13	Clinton, NY
11/3/1934	HOBART	W	20-7	Rochester, NY
11/10/1934	UNION (NY)	W	25-8	Rochester, NY
11/17/1934	at Wesleyan (CT)	W	20-7	Middletown, CT

1935 (1-6)

10/5/1935	at Oberlin	W	7-0	Oberlin, OH
10/12/1935	KENYON	L	6-18	Rochester, NY
10/19/1935	AMHERST	L	0-12	Rochester, NY
10/26/1935	HAMILTON	L	0-13	Rochester, NY
11/2/1935	HOBART	L	14-34	Rochester, NY
11/9/1935	at Union (NY)	L	12-13	Schenectady, NY
11/16/1935	WESLEYAN (CT)	L	0-34	Rochester, NY

1936 (2-5)

10/3/1936	OBERLIN	W	34-0	Rochester, NY
10/10/1936	BUFFALO	L	2-29	Rochester, NY
10/17/1936	at Amherst	L	6-41	Amherst, MA
10/24/1936	at Hamilton	W	18-7	Clinton, NY
10/31/1936	HOBART	L	13-21	Rochester, NY
11/7/1936	UNION (NY)	L	0-7	Rochester, NY
11/14/1936	at Wesleyan (CT)	L	19-35	Middletown, CT

1937 (0-7)

10/2/1937	at Oberlin	L	0-2	Oberlin, OH
10/9/1937	at Buffalo	L	7-12	Buffalo, NY
10/16/1937	AMHERST	L	0-41	Rochester, NY
10/23/1937	HAMILTON	L	0-16	Rochester, NY
10/30/1937	HOBART	L	0-19	Rochester, NY
11/6/1937	at Union (NY)	L	0-12	Schenectady, NY
11/13/1937	WESLEYAN (CT)	L	0-6	Rochester, NY

1938 (2-4-1)

10/1/1938	OBERLIN	T	6-6	Rochester, NY
10/8/1938	RENSSELAER	W	14-0	Rochester, NY
10/15/1938	at Amherst	L	6-41	Amherst, MA
10/22/1938	at Hamilton	W	17-0	Clinton, NY
10/29/1938	HOBART	L	0-40	Rochester, NY
11/5/1938	UNION (NY)	L	13-20	Rochester, NY
11/12/1938	at Wesleyan (CT)	L	13-20	Middletown, CT

1939 (0-7)

10/7/1939	at Oberlin	L	0-12	Oberlin, OH
10/14/1939	at Rensselaer	L	6-26	Troy, NY
10/21/1939	AMHERST	L	0-32	Rochester, NY
10/28/1939	HAMILTON	L	6-7	Rochester, NY
11/4/1939	TRINITY (CT)	L	0-46	Rochester, NY
11/11/1939	at Union (NY)	L	0-46	Schenectady, NY
11/18/1939	HOBART	L	0-23	Rochester, NY

1940 (4-3)

10/5/1940	at Oberlin	L	12-20	Oberlin, OH
10/12/1940	DENISON	W	18-6	Rochester, NY
10/19/1940	at Amherst	L	0-26	Amherst, MA
10/26/1940	at Hamilton	W	12-7	Clinton, NY
11/2/1940	KENYON	W	32-0	Rochester, NY
11/9/1940	UNION (NY)	W	40-6	Rochester, NY
11/16/1940	HOBART	L	7-18	Rochester, NY

1941 (6-1)

10/4/1941	OBERLIN	W	13-6	Rochester, NY
10/11/1941	KENYON	W	13-0	Rochester, NY
10/18/1941	AMHERST	L	2-7	Rochester, NY
10/25/1941	HAMILTON	W	19-7	Rochester, NY
11/1/1941	ALLEGHENY	W	34-0	Rochester, NY
11/8/1941	at Union (NY)	W	19-6	Schenectady, NY
11/15/1941	HOBART	W	19-7	Rochester, NY

1942 (7-1)

9/26/1942	at DePauw	W	25-0	Greencastle, IN
10/3/1942	WASH. & JEFF.	W	30-0	Rochester, NY
10/10/1942	RENSSELAER	W	14-0	Rochester, NY
10/17/1942	at Amherst	L	0-6	Amherst, MA
10/24/1942	at Hamilton	W	33-0	Clinton, NY
10/31/1942	ALLEGHENY	W	41-0	Rochester, NY
11/7/1942	UNION (NY)	W	40-2	Rochester, NY
11/14/1942	HOBART	W	59-0	Rochester, NY

1943 (6-1)

9/11/1943	BALDWIN WALLACE	W	14-6	Rochester, NY
9/18/1943	at Yale	W	14-12	New Haven, CT
9/25/1943	COLGATE	L	0-7	Rochester, NY

**Unbeaten 1952 Football Team**

First Row: J. Brennan, R. Von der Heide, W. Secor, W. Seeler, D. Bardell, M. Gallagher, W. Sharp, D. Hyde, J. Stampfli. Second Row: John Sullivan (asst. coach), W. Cook, J. Kirchner, E. Faust, J. Healy, J. Ging, R. Diefendorf, M. Petrilli, P. Curwen, J. Armstrong, Charles Bance (asst. coach). Third Row: Cliff MacLeod (trainer), T. Gibbons, R. O'Mara, R. MacDonald, J. Hilbert, R. Dennison, E. Lewis, B. Bower, E. Mehrhoff. Fourth Row: R. Devereaux, B. Moses, J. Burkley, C. Musgrave, D. River, R. Dewar, D. Gay, Robert Mathieu (asst. manager). Fifth Row: W. Jennings, B. MacPherson, H. Akulian, J. Cianciosi, C. Garnsey, R. Nagel, D. Bartlett, R. Granger, Paul Bitgood (line coach). Sixth Row: K. Lasher, D. Brady, R. Zappia, W. Keller, T. Keller, G. Barron, R. Friedlander, H. Skehan, Elmer Burnham (head coach).

10/2/1943	CARNEGIE MELLON	W	16-0	Rochester, NY
10/9/1943	RENSSELAER	W	26-0	Rochester, NY
10/16/1943	at Colgate	W	14-6	Hamilton, NY
10/30/1943	CASE INSTITUTE	W	39-9	Rochester, NY

1944 (5-3)

9/8/1944	BALDWIN WALLACE	L	19-33	Rochester, NY
9/16/1944	at Rensselaer	W	13-0	Troy, NY
9/23/1944	at Union (NY)	W	27-7	Schenectady, NY
9/30/1944	at Colgate	W	20-13	Hamilton, NY
10/7/1944	MIAMI (OH)	L	7-19	Rochester, NY
10/14/1944	at Oberlin	W	13-7	Oberlin, OH
10/28/1944	at Yale	L	0-32	New Haven, CT
11/4/1944	CASE INSTITUTE	W	19-0	Rochester, NY

1945 (3-4)

9/1/1945	CASE INSTITUTE	W	26-6	Rochester, NY
9/8/1945	BALDWIN WALLACE	W	13-7	Rochester, NY
9/15/1945	OBERLIN	L	12-27	Rochester, NY
9/29/1945	at Colgate	L	0-48	Hamilton, NY
10/6/1945	RENSSELAER	L	14-25	Rochester, NY
10/13/1945	at Harvard	L	13-21	Cambridge, MA
11/3/1945	at NYU	W	19-3	New York, NY

1946 (3-4-1)

9/28/1946	at Clarkson	L	6-7	Potsdam, NY
10/5/1946	UNION (NY)	W	30-14	Rochester, NY
10/12/1946	DEPAUW	W	32-6	Rochester, NY
10/19/1946	NYU	L	0-6	Rochester, NY
10/26/1946	HAMILTON	W	41-14	Rochester, NY
11/2/1946	at Rensselaer	T	7-7	Troy, NY
11/9/1946	at Vermont	L	6-19	Burlington, VT
11/16/1946	HOBART	L	0-12	Rochester, NY

1947 (6-1-1)

9/27/1947	CLARKSON	W	19-0	Rochester, NY
10/4/1947	at Union (NY)	W	18-13	Schenectady, NY
10/11/1947	at DePauw	L	12-13	Greencastle, IN
10/18/1947	TUFTS	W	14-0	Rochester, NY
10/25/1947	at Hamilton	W	48-7	Clinton, NY
11/1/1947	RENSSELAER	W	13-6	Rochester, NY
11/8/1947	VERMONT	W	7-6	Rochester, NY
11/15/1947	HOBART	T	7-7	Rochester, NY

1948 (4-4-1)

9/25/1948	AMHERST	L	6-26	Rochester, NY
10/2/1948	UNION (NY)	L	6-19	Rochester, NY
10/9/1948	DEPAUW	W	13-6	Rochester, NY
10/16/1948	at Tufts	L	6-26	Medford, MA
10/23/1948	SAMPSON	W	19-9	Rochester, NY
10/30/1948	at Rensselaer	W	14-7	Troy, NY
11/6/1948	at Vermont	T	14-14	Burlington, VT
11/13/1948	CLARKSON	W	47-0	Rochester, NY
11/20/1948	WESLEYAN (CT)	L	0-26	Rochester, NY

1949 (3-6)

9/24/1949	at Clarkson	W	20-7	Potsdam, NY
10/1/1949	at Union (NY)	L	7-27	Schenectady, NY
10/8/1949	WILLIAMS	L	0-35	Rochester, NY
10/15/1949	BROCKPORT	W	46-23	Rochester, NY
10/29/1949	at Massachusetts	W	27-20	Amherst, MA
10/29/1949	RENSSELAER	L	13-20	Rochester, NY
11/5/1949	VERMONT	L	0-14	Rochester, NY
11/12/1949	ST. LAWRENCE	L	6-52	Rochester, NY
11/19/1949	at Wesleyan (CT)	L	7-20	Middletown, CT

1950 (1-4-3)

9/23/1950	CLARKSON	T	7-7	Rochester, NY
9/30/1950	ALLEGHENY	T	12-12	Rochester, NY
10/7/1950	at Williams	L	0-29	Williamstown, MA
10/14/1950	UNION (NY)	T	7-7	Rochester, NY
10/21/1950	VERMONT	W	25-12	Rochester, NY
10/28/1950	at Rensselaer	L	0-7	Troy, NY
11/4/1950	at Oberlin	L	7-13	Oberlin, OH
11/11/1950	ST. LAWRENCE	L	19-21	Rochester, NY

1951 (7-1)


9/22/1951	CLARKSON	W	31-7	Rochester, NY
9/29/1951	at Allegheny	W	10-6	Meadville, PA
10/6/1951	AMHERST	W	21-6	Rochester, NY
10/13/1951	at Union (NY)	W	21-7	Schenectady, NY
10/20/1951	at Vermont	W	7-0	Burlington, VT
10/27/1951	RENSSELAER	W	20-7	Rochester, NY
11/3/1951	OBERLIN	W	14-0	Rochester, NY
11/10/1951	at St. Lawrence	L	6-41	Canton, NY

1952 (8-0)

9/27/1952	MERCHANT MARINE	W	20-7	Rochester, NY
10/4/1952	at Williams	W	12-7	Williamstown, MA
10/11/1952	UNION (NY)	W	27-14	Rochester, NY
10/18/1952	VERMONT	W	12-7	Rochester, NY
10/25/1952	at Rensselaer	W	41-14	Troy, NY
11/1/1952	at Oberlin	W	34-13	Oberlin, OH
11/8/1952	HAMILTON	W	33-6	Rochester, NY
11/15/1952	ALLEGHENY	W	38-0	Rochester, NY

1953 (4-3)

9/26/1953	at Allegheny	W	13-6	Meadville, PA
10/3/1953	WILLIAMS	L	6-14	Rochester, NY
10/10/1953	at Union (NY)	W	21-7	Schenectady, NY
10/17/1953	at Vermont	L	7-28	Burlington, VT
10/24/1953	RENSSELAER	L	31-32	Rochester, NY
10/31/1953	OBERLIN	W	25-12	Rochester, NY
11/14/1953	MERCHANT MARINE	W	25-10	Rochester, NY



Unbeaten 1958 Football Team

First Row: D. Crowell, D. Haeffe, R. Knight, J. Faulk, J. Cook, J. Wermecke. Second Row: Coach Sullivan, J. Winter, J. McComb, J. Parrinello, W. Campbell, G. Salemi, Capt. L. Palvino, C. Briggs, C. Nielson, J. Vangelo, P. Violas, C. Violette, Trainer Dubrille. Third Row: Manager G. Rogus, Head Coach Burnham, D. Carlson, A. Saluste, A. Baker, R. Berglund, W. Heineman, R. Baker, H. Mather, G. Hole, F. Caravali, Trainer Bell, Coach Smith, Coach Bitgood.

1954 (5-3)

9/25/1954	OHIO WESLEYAN	L	7-33	Rochester, NY
10/2/1954	at Williams	W	19-0	Williamstown, MA
10/9/1954	UNION (NY)	W	26-0	Rochester, NY
10/16/1954	VERMONT	L	12-19	Rochester, NY
10/23/1954	at Merchant Marine	W	13-7	Kings Point, NY
10/30/1954	at Oberlin	W	26-7	Oberlin, OH
11/6/1954	TUFTS	L	19-20	Rochester, NY
11/13/1954	at Rensselaer	W	38-13	Troy, NY

1955 (3-5)

9/24/1955	at Ohio Wesleyan	L	19-26	Delaware, OH
10/1/1955	WILLIAMS	L	7-12	Rochester, NY
10/8/1955	at Union (NY)	L	0-20	Schenectady, NY
10/15/1955	at Vermont	L	12-21	Burlington, VT
10/22/1955	MERCHANT MARINE	W	44-0	Rochester, NY
10/29/1955	at Oberlin	W	20-7	Rochester, NY
11/5/1955	at Tufts	L	0-34	Medford, MA
11/12/1955	RENSSELAER	W	34-7	Rochester, NY

1956 (4-4)

9/29/1956	at Rensselaer	W	13-6	Troy, NY
10/6/1956	at Hobart	L	0-20	Geneva, NY
10/1/1956	UNION (NY)	W	6-0	Rochester, NY
10/20/1956	VERMONT	L	0-6	Rochester, NY
10/27/1956	at Merchant Marine	W	46-0	Kings Point, NY
11/3/1956	WESLEYAN (CT)	L	7-24	Rochester, NY
11/10/1956	TUFTS	L	14-51	Rochester, NY
11/17/1956	at Wash. & Jeff.	W	13-0	Washington, PA

1957 (5-3)

9/28/1957	RENSSELAER	W	32-6	Rochester, NY
10/5/1957	HOBART	L	20-27	Rochester, NY
10/12/1957	at Union (NY)	W	33-18	Schenectady, NY
10/19/1957	at Vermont	W	14-6	Burlington, VT
10/26/1957	MERCHANT MARINE	W	30-0	Rochester, NY
11/2/1957	DEPAUW	L	18-39	Rochester, NY
11/9/1957	at Tufts	L	13-47	Medford, MA
11/16/1957	WASH. & JEFF.	W	25-12	Rochester, NY

1958 (8-0)

9/28/1958	ALLEGHENY	W	20-0	Rochester, NY
10/4/1958	at Hobart	W	24-0	Geneva, NY
10/11/1958	UNION (NY)	W	47-0	Rochester, NY
10/18/1958	VERMONT	W	46-0	Rochester, NY
10/25/1958	at Merchant Marine	W	20-0	Kings Point, NY
11/1/1958	at DePauw	W	20-6	Greencastle, IN
11/8/1958	TUFTS	W	46-6	Rochester, NY
11/25/1958	at Rensselaer	W	34-7	Troy, NY

1959 (7-1)

9/26/1959	at Allegheny	W	6-0	Meadville, PA
10/3/1959	HOBART	W	34-7	Rochester, NY
10/10/1959	at Union (NY)	W	62-8	Schenectady, NY
10/17/1959	at Vermont	W	27-6	Burlington, VT
10/24/1959	MERCHANT MARINE	W	27-0	Rochester, NY
10/31/1959	DEPAUW	W	20-0	Rochester, NY
11/7/1959	at Tufts	L	0-20	Medford, MA
11/14/1959	RENSSELAER	W	31-0	Rochester, NY

1960 (6-2)

9/17/1960	ST. LAWRENCE	W	6-0	Rochester, NY
9/24/1960	HAMILTON	W	14-6	Rochester, NY
10/1/1960	at Hobart	L	0-6	Geneva, NY
10/8/1960	UNION (NY)	W	14-0	Rochester, NY
10/15/1960	VERMONT	W	20-8	Rochester, NY
10/22/1960	at Carnegie Mellon	W	29-15	Pittsburgh, PA
10/29/1960	at DePauw	L	14-20	Greencastle, IN
11/12/1960	at Rensselaer	W	38-6	Troy, NY

1961 (5-3)

9/23/1961	at St. Lawrence	L	0-7	Canton, NY
9/30/1961	at Hamilton	W	24-14	Clinton, NY
10/7/1961	HOBART	W	27-6	Rochester, NY
10/14/1961	at Union (NY)	L	0-15	Schenectady, NY
10/21/1961	at Vermont	L	0-18	Burlington, VT
10/28/1961	CARNEGIE MELLON	W	15-7	Rochester, NY
11/11/1961	WASHINGTON-ST. LOUIS	W	20-6	Rochester, NY
11/18/1961	RENSSELAER	W	37-0	Rochester, NY

1962 (4-3-1)

9/29/1962	HAMILTON	T	8-8	Rochester, NY
10/6/1962	at Hobart	W	14-0	Geneva, NY
10/13/1962	UNION (NY)	W	40-6	Rochester, NY
10/20/1962	at Findlay	L	12-34	Findlay, OH
10/27/1962	at Allegheny	W	13-9	Meadville, PA
11/3/1962	ST. LAWRENCE	L	7-18	Rochester, NY
11/10/1962	at Washington-St. Louis	L	20-38	St. Louis, MO
11/17/1962	at Rensselaer	W	45-0	Troy, NY

1963 (4-3-1)

9/21/1963	DENISON	L	6-7	Rochester, NY
9/28/1963	at Hamilton	L	28-34	Clinton, NY
10/5/1963	HOBART	T	20-20	Rochester, NY
10/12/1963	at Union (NY)	W	20-12	Schenectady, NY
10/19/1963	ALLEGHENY	L	12-24	Rochester, NY
11/2/1963	at St. Lawrence	W	12-6	Canton, NY
11/9/1963	CARNEGIE MELLON	W	32-7	Rochester, NY
11/16/1963	RENSSELAER	W	44-3	Rochester, NY

1964 (6-2)

9/19/1964	at Denison	L	7-20	Granville, OH
9/26/1964	HAMILTON	W	14-0	Rochester, NY
10/3/1964	at Hobart	W	38-20	Geneva, NY
10/10/1964	UNION (NY)	W	20-14	Rochester, NY
10/24/1964	ALFRED	W	25-18	Rochester, NY
10/31/1964	ST. LAWRENCE	L	7-14	Rochester, NY
11/7/1964	at Carnegie Mellon	W	35-18	Pittsburgh, PA
11/14/1964	at Rensselaer	W	40-14	Troy, NY

1965 (5-3)

9/18/1965	DENISON	W	18-0	Rochester, NY
9/25/1965	at Hamilton	L	6-20	Clinton, NY
10/2/1965	HOBART	W	14-13	Rochester, NY
10/9/1965	at Union (NY)	L	14-35	Schenectady, NY
10/16/1965	AMHERST	L	6-32	Rochester, NY
10/23/1965	at Alfred	W	6-0	Alfred, NY
10/30/1965	at St. Lawrence	W	14-13	Canton, NY
11/13/1965	RENSSELAER	W	28-12	Rochester, NY

1966 (3-5)

9/17/1966	at Denison	L	18-56	Granville, OH
9/24/1966	HAMILTON	W	25-16	Rochester, NY
10/1/1966	at Williams	L	14-21	Williamstown, MA
10/8/1966	UNION (NY)	W	32-0	Rochester, NY
10/15/1966	at Amherst	L	20-34	Amherst, MA
10/22/1966	ALFRED	L	8-13	Rochester, NY
10/29/1966	ST. LAWRENCE	W	40-6	Rochester, NY
11/12/1966	at Rensselaer	L	6-36	Troy, NY

1967 (4-4)

9/23/1967	DENISON	L	12-14	Rochester, NY
9/30/1967	at Hamilton	W	42-21	Clinton, NY
10/7/1967	WILLIAMS	L	12-13	Rochester, NY
10/14/1967	at Union (NY)	L	6-13	Schenectady, NY
10/21/1967	AMHERST	W	13-12	Rochester, NY
10/28/1967	at Alfred	L	21-24	Alfred, NY
11/4/1967	at St. Lawrence	W	14-0	Canton, NY
11/18/1967	RENSSELAER	W	24-6	Rochester, NY

1968 (4-4)

9/28/1968	HAMILTON	W	14-6	Rochester, NY
10/5/1968	at Williams	L	6-7	Williamstown, MA
10/12/1968	UNION (NY)	L	7-21	Rochester, NY
10/19/1968	at Amherst	L	0-26	Amherst, MA
10/26/1968	ALFRED	W	33-0	Rochester, NY
11/2/1968	ST. LAWRENCE	W	37-7	Rochester, NY
11/9/1968	at Coast Guard	W	42-14	New London, CT
11/16/1968	at Allegheny	L	19-42	Meadville, PA

1969 (6-3)

9/20/1969	MOUNT UNION	L	14-20	Rochester, NY
9/27/1969	at Hamilton	W	34-6	Clinton, NY
10/4/1969	WILLIAMS	W	21-9	Rochester, NY
10/11/1969	at Union (NY)	W	34-28	Schenectady, NY
10/18/1969	AMHERST	W	26-20	Rochester, NY
10/25/1969	at Alfred	L	13-29	Alfred, NY
11/1/1969	at St. Lawrence	L	20-31	Canton, NY
11/8/1969	at Hobart	W	7-3	Geneva, NY
11/15/1969	ALLEGHENY	W	32-0	Rochester, NY

1970 (8-1)

9/19/1970	at Mount Union	L	30-61	Alliance, OH
9/26/1970	HAMILTON	W	20-15	Rochester, NY
10/3/1970	at Williams	W	35-22	Williamstown, MA
10/10/1970	UNION (NY)	W	6-3	Rochester, NY
10/17/1970	at Amherst	W	14-9	Amherst, MA
10/24/1970	TRINITY (CT)	W	24-7	Rochester, NY
10/31/1970	ST. LAWRENCE	W	36-14	Rochester, NY
11/7/1970	HOBART	W	27-20	Rochester, NY
11/14/1970	at Tufts	W	54-26	Medford, MA

1971 (6-3)

9/18/1971	WASHINGTON-ST. LOUIS	W	35-20	Rochester, NY
9/25/1971	at Hamilton	W	39-0	Clinton, NY
10/2/1971	WILLIAMS	W	49-25	Rochester, NY
10/9/1971	at Union (NY)	W	21-13	Schenectady, NY
10/16/1971	AMHERST	L	6-14	Rochester, NY
10/23/1971	at Trinity (CT)	L	21-37	Hartford, CT
10/30/1971	at St. Lawrence	L	0-35	Canton, NY
10/13/1971	TUFTS	W	28-14	Rochester, NY
11/20/1971	at Hobart	W	41-14	Geneva, NY

1972 (1-8)

9/23/1972	WASHINGTON-ST. LOUIS	L	14-15	Rochester, NY
9/30/1972	HAMILTON	W	20-7	Rochester, NY
10/7/1972	at Williams	L	0-3	Williamstown, MA
10/14/1972	UNION (NY)	L	6-17	Rochester, NY
10/21/1972	at Amherst	L	0-21	Amherst, MA
10/28/1972	TRINITY (CT)	L	6-28	Rochester, NY
11/4/1972	ST. LAWRENCE	L	19-24	Rochester, NY
11/11/1972	at Lehigh	L	14-38	Bethlehem, PA
11/18/1972	at Tufts	L	6-31	Medford, MA

1973 (6-3)

9/22/1973	at Washington-St. Louis	L	21-30	St. Louis, MO
9/29/1973	at Hamilton	W	22-19	Clinton, NY
10/6/1973	WILLIAMS	W	21-7	Rochester, NY
10/13/1973	UNION (NY)	W	37-0	Schenectady, NY
10/20/1973	AMHERST	L	14-39	Rochester, NY
10/27/1973	at Trinity (CT)	W	24-7	Hartford, CT
11/3/1973	at St. Lawrence	W	14-12	Canton, NY
11/10/1973	LEHIGH	L	12-42	Rochester, NY
11/17/1973	TUFTS	W	32-0	Rochester, NY

1974 (3-6)

9/21/1974	WASHINGTON-ST. LOUIS	L	12-13	Rochester, NY
9/28/1974	BROCKPORT	W	38-7	Rochester, NY
10/5/1974	at Williams	L	0-38	Williamstown, MA
10/12/1974	UNION (NY)	W	13-6	Rochester, NY
10/19/1974	at Amherst	L	0-27	Amherst, MA
10/26/1974	at Vermont	L	12-21	Burlington, VT
11/2/1974	ST. LAWRENCE	L	16-19	Rochester, NY
11/9/1974	ALFRED	W	10-7	Rochester, NY
11/16/1974	at Tufts	L	21-22	Medford, MA

1975 (5-4)

9/20/1975	at Washington-St. Louis	W	21-7	St. Louis, MO
9/27/1975	at Canisius	W	18-17	Buffalo, NY
10/4/1975	WILLIAMS	L	7-16	Rochester, NY
10/11/1975	at Union (NY)	W	30-14	Schenectady, NY
10/18/1975	AMHERST	L	12-23	Rochester, NY
10/25/1975	BROCKPORT	W	20-8	Rochester, NY
11/1/1975	at St. Lawrence	L	0-28	Canton, NY
11/8/1975	at Alfred	L	13-21	Alfred, NY
11/15/1975	TUFTS	W	31-28	Rochester, NY

1976 (4-4-1)

9/18/1976	SETON HALL	L	19-31	Rochester, NY
9/25/1976	CANISIUS	W	21-7	Rochester, NY
10/2/1976	at Georgetown	W	21-0	Washington, DC
10/9/1976	at Hobart	W	17-0	Geneva, NY
10/16/1976	WAGNER	T	20-20	Rochester, NY
10/23/1976	WASHINGTON-ST. LOUIS	L	0-12	Rochester, NY
10/30/1976	at St. Lawrence	L	0-47	Canton, NY
11/6/1976	ALFRED	W	14-10	Rochester, NY
11/13/1976	BUCKNELL	L	7-21	Rochester, NY

1977 (6-3)

9/17/1977	at Canisius	W	24-7	Buffalo, NY
9/24/1977	SETON HALL	W	41-6	Rochester, NY
10/1/1977	GEORGETOWN	W	28-14	Rochester, NY
10/8/1977	HOBART	W	29-15	Rochester, NY
10/15/1977	at Wagner	W	35-0	Staten Island, NY
10/22/1977	at Washington-St. Louis	L	10-12	St. Louis, MO
10/29/1977	ST. LAWRENCE	L	6-23	Rochester, NY
11/5/1977	at Alfred	W	24-8	Alfred, NY
11/12/1977	at Bucknell	L	14-40	Lewisburg, PA

1978 (5-4)

9/9/1978	at Brockport	W	21-13	Brockport, NY
9/16/1978	CANISIUS	W	15-14	Rochester, NY
9/23/1978	FORDHAM	L	3-14	Rochester, NY
9/30/1978	WASHINGTON-ST. LOUIS	L	10-11	Rochester, NY
10/7/1978	at Hobart	W	24-6	Geneva, NY
10/21/1978	WAGNER	W	28-0	Rochester, NY
10/28/1978	at Buffalo	W	31-21	Buffalo, NY
11/4/1978	ALFRED	L	7-17	Rochester, NY
11/11/1978	at St. Lawrence	L	17-47	Canton, NY

1979 (6-3)

9/8/1979	BROCKPORT	W	10-0	Rochester, NY
9/15/1979	at Canisius	L	0-28	Buffalo, NY
9/22/1979	at Fordham	W	12-26	New York, NY
9/29/1979	at Washington-St. Louis	W	14-9	St. Louis, MO
10/6/1979	HOBART	W	14-3	Rochester, NY
10/13/1979	at Wagner	W	14-10	Staten Island, NY
10/20/1979	HAMILTON	W	21-20	Rochester, NY
10/27/1979	at Alfred	L	0-17	Alfred, NY
11/10/1979	ST. LAWRENCE	L	28-35	Rochester, NY

*Fordham game forfeited because of ineligible player.

1980 (3-5-1)

9/13/1980	at Brockport	L	0-20	Brockport, NY
9/20/1980	CANISIUS	L	3-14	Rochester, NY
9/27/1980	at Williams	L	7-28	Williamstown, MA
10/4/1980	BUFFALO	L	7-9	Rochester, NY
10/11/1980	at Hobart	W	7-3	Geneva, NY
10/17/1980	at Hamilton	W	10-7	Clinton, NY
10/25/1980	at St. Lawrence	L	7-35	Canton, NY
11/8/1980	ALFRED	T	17-17	Rochester, NY
11/15/1980	UNION (NY)	W	38-20	Rochester, NY

1981 (4-4-1)

9/12/1981	at Canisius	L	10-26	Buffalo, NY
9/19/1981	at Union (NY)	T	14-14	Schenectady, NY
9/26/1981	at Bucknell	L	0-27	Lewisburg, PA
10/3/1981	WILLIAMS	W	7-3	Rochester, NY
10/10/1981	HOBART	W	20-0	Rochester, NY
10/24/1981	ST. LAWRENCE	W	34-16	Rochester, NY
10/31/1981	at Fordham	W	3-0	New York, NY
11/7/1981	at Alfred	L	7-24	Alfred, NY
11/14/1981	BROCKPORT	L	13-14	Rochester, NY

1982 (2-8)

9/11/1982	CANISIUS	L	29-31	Rochester, NY
9/18/1982	UNION (NY)	L	7-28	Rochester, NY
9/25/1982	at Buffalo	L	13-14	Buffalo, NY
10/2/1982	at Williams	L	12-17	Williamstown, MA
10/9/1982	at Hobart	L	14-27	Geneva, NY
10/16/1982	BUCKNELL	L	0-20	Rochester, NY
10/23/1982	at St. Lawrence	L	7-34	Canton, NY
10/30/1982	at Brockport	W	54-7	Brockport, NY
11/6/1982	ALFRED	L	7-57	Rochester, NY
11/13/1982	ALLEGHENY	W	14-7	Rochester, NY

1983 (4-5)

9/10/1983	CANISIUS	W	30-14	Rochester, NY
9/17/1983	at Union (NY)	L	7-41	Schenectady, NY
9/24/1983	BUFFALO	L	7-21	Rochester, NY
10/1/1983	WILLIAMS	W	14-7	Rochester, NY
10/8/1983	HOBART	L	8-22	Rochester, NY
10/22/1983	ST. LAWRENCE	W	35-24	Rochester, NY
10/29/1983	BROCKPORT	W	49-20	Rochester, NY
11/5/1983	at Alfred	L	7-29	Alfred, NY
11/5/1983	at Allegheny	L	7-21	Meadville, PA

1984 (1-8)

9/15/1984	UNION (NY)	L	0-31	Rochester, NY
9/22/1984	at Buffalo	L	7-35	Buffalo, NY
9/29/1984	CANISIUS	W	28-7	Rochester, NY
10/6/1984	at Hobart	L	7-28	Geneva, NY
10/13/1984	HOFSTRA	L	21-59	Rochester, NY
10/20/1984	at St. Lawrence	L	12-29	Canton, NY
10/27/1984	at Brockport	L	7-20	Brockport, NY
11/3/1984	ALFRED	L	15-37	Rochester, NY
11/10/1984	DENISON	L	27-35	Rochester, NY

1985 (2-7)

9/21/1985	at Union (NY)	L	0-28	Schenectady, NY
9/28/1985	BUFFALO	L	28-35	Rochester, NY
10/5/1985	at Canisius	L	12-33	Buffalo, NY
10/12/1985	HOBART	L	14-28	Rochester, NY
10/19/1985	at Hofstra	L	6-38	Hempstead, NY
10/26/1985	ST. LAWRENCE	W	28-20	Rochester, NY
11/2/1985	BROCKPORT	W	30-15	Rochester, NY
11/9/1985	at Alfred	L	7-39	Alfred, NY
11/16/1985	at Denison	L	6-41	Granville, OH

1986 (1-7-1)

9/20/1986	UNION (NY)	L	0-28	Rochester, NY
9/27/1986	at Buffalo	L	19-21	Buffalo, NY
10/4/1986	CANISIUS	L	9-19	Rochester, NY
10/11/1986	at Hobart	L	3-30	Geneva, NY
10/18/1986	HOFSTRA	L	13-37	Rochester, NY
10/25/1986	at St. Lawrence	T	20-20	Canton, NY
11/1/1986	at Wooster	W	16-3	Wooster, OH
11/8/1986	ALFRED	L	20-43	Rochester, NY
11/15/1986	DENISON	L	21-42	Rochester, NY

1987 (9-2)

9/12/1987	RENSELAER	W	38-7	Rochester, NY
9/19/1987	at Union (NY)	W	24-20	Schenectady, NY
9/26/1987	WASHINGTON-ST. LOUIS	W	24-13	Rochester, NY
10/3/1987	at Canisius	W	19-0	Buffalo, NY
10/10/1987	HOBART	W	17-0	Rochester, NY
10/17/1987	at Hofstra	W	31-28	Hempstead, NY
10/24/1987	ST. LAWRENCE	W	20-10	Rochester, NY
10/31/1987	WOOSTER	W	16-7	Rochester, NY
11/7/1987	at Alfred	L	20-48	Alfred, NY
11/14/1987	at Denison	W	19-14	Granville, OH
11/21/1987	at Wagner (NCAA)	L	14-38	New York, NY

1988 (8-2)

9/10/1988	at Chicago	W	28-14	Chicago, IL
9/17/1988	UNION (NY)	W	38-3	Rochester, NY
9/24/1988	at Washington-St. Louis	W	31-20	St. Louis, MO
10/1/1988	CANISIUS	L	14-17	Rochester, NY
10/8/1988	at Hobart	W	29-0	Geneva, NY
10/15/1988	TRINITY (TX)	W	48-6	Rochester, NY
10/22/1988	at St. Lawrence	W	20-6	Canton, NY
10/29/1988	at Rensselaer	L	7-17	Troy, NY
11/5/1988	BROCKPORT	W	45-0	Rochester, NY
11/12/1988	DENISON	W	38-14	Rochester, NY

1989 (8-2)

9/9/1989	CHICAGO	W	40-8	Rochester, NY
9/16/1989	at Union (NY)	L	6-28	Schenectady, NY
9/23/1989	at Washington-St. Louis	W	28-0	St. Louis, MO
9/30/1989	at Canisius	W	21-0	Buffalo, NY
10/7/1989	HOBART	W	42-14	Rochester, NY
10/14/1989	at Trinity (TX)	W	31-7	San Antonio, TX
10/21/1989	ST. LAWRENCE	L	10-13	Rochester, NY
10/28/1989	RENSELAER	W	21-0	Rochester, NY
11/4/1989	ST. JOHN FISHER	W	21-7	Rochester, NY
11/11/1989	at Allegheny	W	26-19	Meadville, PA

1990 (5-5)

9/8/1990	at Case Western Reserve	W	34-19	Cleveland, OH
9/15/1990	UNION (NY)	W	27-20	Rochester, NY
9/22/1990	WASHINGTON-ST. LOUIS	L	6-7	Rochester, NY
9/29/1990	at Chicago	W	36-0	Chicago, IL
10/6/1990	at Carnegie Mellon	L	0-31	Pittsburgh, PA
10/13/1990	WASH. & JEFF.	L	6-33	Rochester, NY
10/20/1990	at St. Lawrence	W	38-8	Canton, NY
10/27/1990	at Rensselaer	L	8-10	Troy, NY
11/3/1990	ST. JOHN FISHER	W	27-6	Rochester, NY
11/10/1990	ALLEGHENY	L	7-14	Rochester, NY

1991 (7-3)

9/14/1991	CASE WESTERN RESERVE	W	14-7	Rochester, NY
9/21/1991	at St. John Fisher	W	32-0	Pittsford, NY
9/27/1991	at Washington-St. Louis	W	16-9	St. Louis, MO
10/5/1991	CHICAGO	W	28-7	Rochester, NY
10/12/1991	CARNEGIE MELLON	L	14-18	Rochester, NY
10/19/1991	at Wash. & Jeff.	W	20-14	Washington, PA
10/29/1991	at Rensselaer	W	21-6	Troy, NY
11/2/1991	WPI	L	0-17	Rochester, NY
11/9/1991	ST. LAWRENCE	W	14-13	Rochester, NY
11/16/1991	at Union (NY)	L	0-27	Schenectady, NY

1992 (8-1)

9/12/1992	CASE WESTERN RESERVE	W	24-10	Rochester, NY
9/19/1992	at Carnegie Mellon	W	16-10	Pittsburgh, PA
9/26/1992	WASHINGTON-ST. LOUIS	W	42-6	Rochester, NY
10/3/1992	at Chicago	W	41-13	Chicago, IL
10/10/1992	at Hobart	W	31-0	Geneva, NY
10/17/1992	ST. JOHN FISHER	W	33-14	Rochester, NY
10/24/1992	at St. Lawrence	W	41-13	Canton, NY
10/31/1992	RENSELAER	W	38-21	Rochester, NY
11/7/1992	UNION (NY)	L	10-14	Rochester, NY

1993 (5-4)

9/11/1993	at Case Western Reserve	W	28-9	Cleveland, OH
9/18/1993	CARNEGIE MELLON	L	27-31	Rochester, NY
9/25/1993	at Washington-St. Louis	W	14-6	St. Louis, MO
10/2/1993	CHICAGO	W	14-7	Rochester, NY
10/9/1993	HOBART	L	0-2	Rochester, NY
10/16/1993	at St. John Fisher	W	32-14	Pittsford, NY
10/23/1993	ST. LAWRENCE	W	43-0	Rochester, NY
10/30/1993	at Rensselaer	L	8-16	Troy, NY
11/6/1993	at Union (NY)	L	6-24	Schenectady, NY

1994 (3-6)

9/10/1994	CASE WESTERN RESERVE	W	40-6	Rochester, NY
9/17/1994	at Gannon	L	7-44	Erie, PA
9/24/1994	at St. Lawrence	W	40-27	Canton, NY
10/1/1994	at Hartwick	L	7-17	Oneonta, NY
10/8/1994	HOBART	L	0-21	Rochester, NY
10/15/1994	at Chicago	L	8-14	Chicago, IL
10/22/1994	WASHINGTON-ST. LOUIS	W	22-21	Rochester, NY
10/29/1994	at Carnegie Mellon	L	13-27	Pittsburgh, PA
11/5/1994	UNION (NY)	L	14-44	Rochester, NY



Isaac Collins (1990-93) ran for 2,825 yards and was part of one of the University's most prolific rushing attacks.

1995 (4-5)

9/9/1995	at Case Western Reserve	W	9-5	Cleveland, OH
9/16/1995	GANNON	W	35-23	Rochester, NY
9/23/1995	ST. LAWRENCE	W	20-14	Rochester, NY
9/30/1995	HARTWICK	L	20-54	Rochester, NY
10/7/1995	at Hobart	W	26-17	Geneva, NY
10/14/1995	CHICAGO	L	18-29	Rochester, NY
10/21/1995	at Washington-St. Louis	L	7-40	St. Louis, MO
10/28/1995	CARNEGIE MELLON	L	10-20	Rochester, NY
11/4/1995	at Union (NY)	L	7-44	Schenectady, NY

1996 (0-9)

9/21/1996	RENSELAER	L	7-34	Rochester, NY
9/28/1996	at St. Lawrence	L	13-32	Canton, NY
10/5/1996	UNION (NY)	L	0-43	Rochester, NY
10/12/1996	HOBART	L	13-35	Rochester, NY
10/28/1996	at Chicago	L	7-21	Chicago, IL
10/26/1996	WASHINGTON-ST. LOUIS	L	0-41	Rochester, NY
11/2/1996	at Carnegie Mellon	L	6-42	Pittsburgh, PA
11/9/1996	at Buffalo St.	L	21-31	Buffalo, NY
11/16/1996	CASE WESTERN RESERVE	L	14-48	Rochester, NY

1997 (1-8)

9/20/1997	at Rensselaer	L	0-45	Troy, NY
9/27/1997	ST. LAWRENCE	L	6-24	Rochester, NY
10/4/1997	at Union (NY)	L	7-35	Schenectady, NY
10/11/1997	at Hobart	L	14-48	Geneva, NY
10/18/1997	CHICAGO	W	28-18	Rochester, NY
10/25/1997	at Washington-St. Louis	L	9-32	St. Louis, MO
11/1/1997	CARNEGIE MELLON	L	0-14	Rochester, NY
11/8/1997	BUFFALO ST.	L	19-43	Rochester, NY
11/15/1997	at Case Western Reserve	L	6-21	Cleveland, OH

1998 (1-8)

9/12/1998	at Buffalo St.	L	13-40	Buffalo, NY
9/19/1998	CASE WESTERN RESERVE	L	36-43	Rochester, NY
9/26/1998	at St. Lawrence	L	14-35	Canton, NY
10/3/1998	RENSELAER	L	14-44	Rochester, NY
10/10/1998	HOBART	L	6-14	Rochester, NY
10/17/1998	WASHINGTON-ST. LOUIS	L	14-47	Rochester, NY
10/24/1998	at Chicago	L	7-33	Chicago, IL
10/31/1998	at Carnegie Mellon	L	26-60	Pittsburgh, PA
11/7/1998	UNION (NY)	W	26-21	Rochester, NY

1999 (3-6)

9/11/1999	CANISIUS	L	14-26	Rochester, NY
9/18/1999	at Case Western Reserve	W	21-14	Cleveland, OH
9/25/1999	ST. LAWRENCE	W	28-17	Rochester, NY
10/2/1999	at Rensselaer	L	6-34	Troy, NY
10/9/1999	at Hobart	L	21-48	Geneva, NY
10/16/1999	at Washington-St. Louis	L	7-41	St. Louis, MO
10/23/1999	CHICAGO	W	6-3	Rochester, NY
10/30/1999	CARNEGIE MELLON	L	15-33	Rochester, NY
11/6/1999	at Union (NY)	L	0-52	Schenectady, NY

2000 (6-4)

9/9/2000	at St. John Fisher	W	17-13	Pittsford, NY
9/16/2000	HOBART	W	14-0	Rochester, NY
9/23/2000	at St. Lawrence	W	28-7	Canton, NY
9/30/2000	RENSELAER	W	17-7	Rochester, NY
10/9/2000	at Chicago	L	3-13	Chicago, IL
10/14/2000	CANISIUS (OT)	W	34-28	Rochester, NY
10/21/2000	WASHINGTON-ST. LOUIS	L	14-24	Rochester, NY
10/28/2000	at Carnegie Mellon	L	3-10	Pittsburgh, PA
11/4/2000	UNION (NY)	L	15-37	Rochester, NY
11/11/2000	CASE WESTERN RESERVE	W	41-10	Rochester, NY

2001 (3-7)

9/8/2001	ST. JOHN FISHER	W	44-6	Rochester, NY
9/15/2001	JOHNS HOPKINS	L	6-28	Rochester, NY
9/22/2001	ST. LAWRENCE	W	31-13	Rochester, NY
9/29/2001	at Rensselaer	L	14-31	Troy, NY
10/6/2001	at Hobart	L	12-38	Geneva, NY
10/13/2001	CHICAGO	W	25-20	Rochester, NY
10/20/2001	at Washington-St. Louis	L	0-46	St. Louis, MO
10/27/2001	CARNEGIE MELLON	L	20-30	Rochester, NY
11/3/2001	at Union (NY)	L	7-36	Schenectady, NY
11/10/2001	at Case Western Reserve	L	26-53	Cleveland, OH

2002 (2-8)

9/14/2002	at St. John Fisher	L	20-38	Pittsford, NY
9/21/2002	at Johns Hopkins	L	28-41	Baltimore, MD
9/28/2002	at St. Lawrence	W	51-7	Canton, NY
10/5/2002	RENSELAER	L	19-31	Rochester, NY
10/12/2002	HOBART	L	21-59	Rochester, NY
10/19/2002	UNION (NY)	L	21-31	Rochester, NY
10/26/2002	at Chicago	L	7-42	Chicago, IL
11/2/2002	WASHINGTON-ST. LOUIS	L	14-28	Rochester, NY
11/9/2002	CASE WESTERN RESERVE	L	29-38	Rochester, NY
11/16/2002	at Carnegie Mellon	W	39-35	Pittsburgh, PA

2003 (5-5)

9/6/2003	JOHNS HOPKINS	L	9-27	Rochester, NY
9/13/2003	at St. John Fisher	L	17-27	Pittsford, NY
9/27/2003	ST. LAWRENCE	W	21-12	Rochester, NY
10/4/2003	at Rensselaer	L	26-47	Troy, NY
10/11/2003	at Hobart	W	17-13	Geneva, NY
10/18/2003	at Union (NY)	L	25-37	Schenectady, NY
10/25/2003	CHICAGO	W	48-17	Rochester, NY
11/1/2003	at Washington-St. Louis	L	14-16	St. Louis, MO
11/8/2003	at Case Western Reserve	W	30-28	Cleveland, OH
11/15/2003	CARNEGIE MELLON	W	21-9	Rochester, NY

2004 (4-6)

9/4/2004	at Johns Hopkins	L	17-34	Baltimore, MD
9/11/2004	ST. JOHN FISHER	L	34-38	Rochester, NY
9/18/2004	GETTYSBURG	W	31-6	Rochester, NY
9/25/2004	at Union (NY)	L	36-50	Schenectady, NY
10/2/2004	ST. LAWRENCE	W	38-7	Rochester, NY
10/9/2004	MERCHANT MARINE	W	38-6	Rochester, NY
10/23/2004	at WPI	L	10-34	Worcester, MA
10/30/2004	at Coast Guard	W	37-9	New London, CT
11/6/2004	RENSELAER	L	14-28	Rochester, NY
11/13/2004	at Hobart	L	20-41	Geneva, NY

2005 (4-6)

9/3/2005	JOHNS HOPKINS	L	7-9	Rochester, NY
9/10/2005	at St. John Fisher	L	32-58	Pittsford, NY
9/17/2005	at Gettysburg	W	41-20	Gettysburg, PA
9/24/2005	UNION (NY)	L	28-41	Rochester, NY
10/1/2005	at St. Lawrence	W	27-22	Canton, NY
10/8/2005	at Merchant Marine	W	32-9	Kings Point, NY
10/22/2005	WPI	L	17-19	Rochester, NY
10/29/2005	COAST GUARD	W	37-6	Rochester, NY
11/5/2005	at Rensselaer	L	14-20	Troy, NY
11/12/2005	HOBART	L	25-42	Rochester, NY

2006 (7-4)

9/2/2006	at Johns Hopkins	W	20-10	Baltimore, MD
9/9/2006	ST. JOHN FISHER	L	10-30	Rochester, NY
9/16/2006	GETTYSBURG	W	54-42	Rochester, NY
9/23/2006	at Union (NY)	L	24-27	Schenectady, NY
9/30/2006	ST. LAWRENCE	W	19-18	Rochester, NY
10/7/2006	MERCHANT MARINE	W	28-24	Rochester, NY

10/21/2006	at WPI	W	34-7	Worcester, MA
10/28/2006	at Grove City	W	38-21	Grove City, PA
11/4/2006	RENSELAER	W	30-23	Rochester, NY
11/11/2006	at Hobart	L	21-31	Geneva, NY
11/18/2006	at Alfred (ECAC) (OT)	L	34-40	Alfred, NY

2007 (6-5)

9/1/2007	CARNEGIE MELLON	L	10-33	Rochester, NY
9/15/2007	at St. John Fisher	L	21-37	Pittsford, NY
9/22/2007	UNION (NY)	L	7-13	Rochester, NY
9/29/2007	at St. Lawrence	W	31-24	Canton, NY
10/6/2007	at Merchant Marine	W	20-10	Kings Point, NY
10/13/2007	at Mount Ida	W	43-27	Newton, MA
10/20/2007	WPI	W	42-27	Rochester, NY
10/27/2007	SUSQUEHANNA	W	38-20	Rochester, NY
11/3/2007	at Rensselaer	W	25-21	Troy, NY
11/10/2007	HOBART	L	14-30	Rochester, NY
11/17/2007	at Alfred (ECAC)	L	14-49	Alfred, NY

2008 (3-7)

9/13/2008	at Case Western Reserve	L	6-38	Cleveland, OH
9/20/2008	ST. JOHN FISHER	L	17-24	Rochester, NY
9/27/2008	at Union (NY)	W	29-25	Schenectady, NY
10/4/2008	RENSELAER	L	17-27	Rochester, NY
10/11/2008	at Susquehanna	L	13-28	Selingsgrove, PA
10/18/2008	MERCHANT MARINE	W	30-14	Rochester, NY
10/25/2008	at WPI	L	14-21	Worcester, MA
11/1/2008	ALFRED	L	14-43	Rochester, NY
11/8/2008	ST. LAWRENCE	W	34-20	Rochester, NY
11/15/2008	at Hobart	L	7-10	Geneva, NY

2009 (4-6)

9/12/2009	CASE WESTERN RESERVE	L	14-45	Rochester, NY
9/19/2009	at St. John Fisher	L	33-35	Pittsford, NY
9/26/2009	UNION (NY)	L	21-28	Rochester, NY
10/3/2009	at Rensselaer	W	16-10	Troy, NY
10/10/2009	SUSQUEHANNA	L	14-17	Rochester, NY
10/17/2009	at Merchant Marine	W	52-21	Kings Point, NY
10/24/2009	WPI	W	24-17	Rochester, NY
10/31/2009	at Alfred	L	14-51	Alfred, NY
11/7/2009	at St. Lawrence	W	20-7	Canton, NY
11/14/2009	HOBART	L	20-34	Rochester, NY

2010 (4-5)

9/11/2010	CASE WESTERN RESERVE	L	10-14	Rochester, NY
9/18/2010	vs St. John Fisher	L	21-49	Rochester, NY
9/25/2010	at Union (NY)	L	14-16	Schenectady, NY
10/2/2010	RENSELAER	L	0-17	Rochester, NY
10/16/2010	MERCHANT MARINE	L	19-48	Rochester, NY
10/23/2010	at WPI	W	16-15	Worcester, MA
10/30/2010	at Alfred	W	24-14	Alfred, NY
11/6/2010	ST. LAWRENCE	W	34-14	Rochester, NY
11/13/2010	at Hobart (OT)	W	35-34	Geneva, NY

2011 (4-5)

9/10/2011	at Case Western Reserve	W	17-7	Cleveland, OH
9/17/2011	vs St. John Fisher	L	3-52	Rochester, NY
9/24/2011	UNION (NY)	L	34-41	Rochester, NY
10/1/2011	at Rensselaer	L	24-28	Troy, NY
10/15/2011	at Merchant Marine	W	45-16	Kings Point, NY
10/21/2011	WPI	W	28-21	Rochester, NY
10/29/2011	ALFRED	L	17-24	Rochester, NY
11/5/2011	at St. Lawrence	W	16-13	Canton, NY
11/12/2011	HOBART	L	10-24	Rochester, NY

2012 (4-5)

9/8/2012	THIEL	W	17-7	Rochester, NY
9/15/2012	at St. John Fisher	L	16-20	Pittsford, NY
9/22/2012	at Springfield	L	14-44	Springfield, MA
9/29/2012	ST. LAWRENCE	W	30-20	Rochester, NY
10/6/2012	at Merchant Marine	W	44-26	Kings Point, NY
10/13/2012	RENSELAER	L	21-31	Rochester, NY
10/20/2012	at Union (NY)	L	7-20	Schenectady, NY
11/3/2012	WPI	W	42-15	Rochester, NY
11/10/2012	at Hobart	L	24-43	Geneva, NY

2013 (5-4)

9/14/2013	at Thiel	W	28-27	Greenville, PA
9/21/2013	at Gallaudet	L	13-37	Washington, D.C.
9/28/2013	SPRINGFIELD	W	36-35	Rochester, NY
10/5/2013	at St. Lawrence	L	10-14	Canton, NY
10/12/2013	ALFRED ST.	W	38-13	Rochester, NY
10/19/2013	at Rensselaer	W	37-31	Troy, NY
10/26/2013	UNION (NY)	W	21-7	Rochester, NY
11/9/2013	at WPI	L	21-31	Worcester, MA
11/16/2013	HOBART	L	21-42	Rochester, NY



Matt Bielecki (2004-07) landed in the end zone more than any other player (43 TDs).

2014 (5-4)

9/13/2014	at Alfred St.	W	35-21	Alfred, NY
9/20/2014	GALLAUDET	W	30-2	Rochester, NY
9/27/2014	at Springfield	L	27-63	Springfield, MA
10/4/2014	ST. LAWRENCE	L	6-31	Rochester, NY
10/11/2014	at Merchant Marine	W	20-17	Kings Point, NY
10/18/2014	RENSELAER	W	34-20	Rochester, NY
10/25/2014	at Union (NY)	L	14-16	Schenectady, NY
11/8/2014	WPI (OT)	W	24-21	Rochester, NY
11/15/2014	at Hobart	L	23-28	Geneva, NY

2015 (5-4)

9/12/2015	at Catholic	W	45-28	Washington, D.C.
9/19/2015	ALFRED ST.	W	61-0	Rochester, NY
9/26/2015	SPRINGFIELD	W	29-3	Rochester, NY
10/3/2015	at St. Lawrence	L	0-20	Canton, NY
10/10/2015	MERCHANT MARINE	W	24-17	Rochester, NY
10/17/2015	at Rensselaer	L	21-35	Troy, NY
10/24/2015	UNION (NY)	W	33-30	Rochester, NY
11/7/2015	at WPI	L	34-35	Worcester, MA
11/14/2015	HOBART	L	20-42	Rochester, NY

2016 (1-8)

9/10/2016	CATHOLIC	L	14-27	Rochester, NY
9/17/2016	at Alfred State	W	55-27	Alfred, NY
9/24/2016	at Merchant Marine	L	7-55	Kings Point, NY
10/1/2016	RENSELAER	L	13-51	Rochester, NY
10/8/2016	ST. LAWRENCE	L	13-48	Rochester, NY
10/15/2016	at Springfield	L	47-70	Springfield, MA
10/22/2016	at Union (NY)	L	15-31	Schenectady, NY
11/5/2016	WPI	L	34-37	Rochester, NY
11/12/2016	at Hobart	L	27-56	Geneva, NY

2017 (2-7)

9/9/2017	at Carnegie Mellon	L	14-42	Pittsburgh, PA
9/16/2017	ALFRED STATE	W	14-7	Rochester, NY
9/23/2017	at Alfred	L	7-45	Alfred, NY
9/30/2017	at Becker	W	28-10	Worcester, MA
10/7/2017	ITHACA	L	6-46	Rochester, NY
10/14/2017	UNION (NY)	L	0-27	Rochester, NY
10/21/2017	at St. Lawrence	L	14-36	Canton, NY
11/4/2017	at Rensselaer	L	14-63	Troy, NY
11/11/2017	HOBART	L	12-51	Rochester, NY

2018 (1-9)

9/1/2018	at Case Western Reserve	L	10-38	Cleveland, OH
9/8/2018	CARNEGIE MELLON	L	7-31	Rochester, NY
9/15/2018	at Alfred State	W	20-14	Alfred, NY
9/22/2018	EMORY & HENRY	L	17-52	Rochester, NY
10/6/2018	ST. LAWRENCE	L	24-38	Rochester, NY
10/13/2018	at Hobart	L	7-52	Geneva, NY
10/20/2018	at Ithaca	L	3-28	Ithaca, NY
10/27/2018	RENSELAER	L	0-42	Rochester, NY
11/3/2018	at Union (NY)	L	14-35	Schenectady, NY
11/10/2018	ALFRED	L	13-41	Rochester, NY

2019 (0-10)

9/7/2019	CASE WESTERN RESERVE	L	6-37	Rochester, NY
9/14/2019	at Endicott	L	3-28	Beverly, MA
9/21/2019	ALFRED STATE	L	21-27	Rochester, NY
9/28/2019	at Alfred	L	13-56	Alfred, NY
10/5/2019	at Rensselaer	L	0-38	Troy, NY
10/12/2019	UNION (NY)	L	19-47	Rochester, NY
10/19/2019	at Buffalo State	L	7-13	Buffalo, NY
10/26/2019	ITHACA	L	0-59	Rochester, NY
11/9/2019	at St. Lawrence	L	19-51	Canton, NY
11/16/2019	HOBART	L	20-51	Rochester, NY

2020 (No Season)**2021 (3-7)**

9/4/2021	CASE WESTERN RESERVE	L	20-27	Rochester, NY
9/11/2021	ALFRED STATE	W	28-27	Rochester, NY
9/18/2021	at SUNY Brockport	L	7-16	Brockport, NY
10/2/2021	at Rensselaer	L	22-38	Troy, NY
10/9/2021	ITHACA	L	14-37	Rochester, NY
10/16/2021	at Buffalo State	W	14-7	Buffalo, NY
10/23/2021	UNION (NY)	L	9-35	Rochester, NY
10/30/2021	at St. Lawrence	L	10-34	Canton, NY
11/6/2021	at Hartwick	W	42-28	Oneonta, NY
11/13/2021	HOBART	L	0-31	Rochester, NY

2022 (3-7)

9/3/2022	at Utica	L	28-43	Utica, NY
9/10/2022	at Alfred State	W	30-17	Alfred, NY
9/17/2022	SUNY Brockport	L	3-23	Rochester, NY
10/1/2022	RENSELAER	L	3-31	Rochester, NY
10/8/2022	at Ithaca	L	10-56	Ithaca, NY
10/15/2022	BUFFALO STATE	W	12-6	Rochester, NY
10/22/2022	at Union (NY)	L	7-27	Schenectady, NY
10/29/2022	ST. LAWRENCE	L	31-35	Rochester, NY
11/5/2022	HARTWICK	W	19-13	Rochester, NY
11/12/2022	at Hobart	L	7-27	Geneva, NY

2023 (5-5)

9/2/2023	UTICA	L	17-20	Rochester, NY
9/9/2023	ALFRED STATE	W	49-7	Rochester, NY
9/16/2023	at Salve Regina	W	17-10	Newport, RI
9/23/2023	at New England (2 OT)	W	29-27	Biddeford, ME
9/30/2023	at Buffalo State	W	29-22	Buffalo, NY
10/7/2023	UNION (NY)	L	17-21	Rochester, NY
10/14/2023	at St. Lawrence	W	37-27	Canton, NY
10/21/2023	ITHACA	L	10-24	Rochester, NY
10/28/2023	at Rensselaer	L	10-49	Troy, NY
11/11/2023	HOBART	L	23-27	Rochester, NY

2024 (6-5)

9/7/2024	at Olivet	W	28-21	Olivet, MI
9/14/2024	at Alfred State	W	28-0	Alfred, NY
9/21/2024	SALVE REGINA	W	28-6	Rochester, NY
9/28/2024	NEW ENGLAND	W	42-21	Rochester, NY
10/5/2024	RENSELAER	W	14-7	Rochester, NY
10/12/2024	at Ithaca	L	0-24	Ithaca, NY
10/26/2024	ST. LAWRENCE	W	21-0	Rochester, NY
11/2/2024	BUFFALO STATE	L	21-35	Rochester, NY
11/9/2024	at Union	L	13-34	Schenectady, NY
11/16/2024	at Hobart	L	7-37	Geneva, NY
11/23/2024	at SUNY Brockport (ECAC)	L	23-42	Brockport, NY

Here's To A

SEASON OF SUCCESS GO YELLOWJACKETS!

FLOWER CITY GLASS

Commercial & Residential Services

*Providing Windows, Doors, Custom Glass
& Measurable Value For Nearly A Century*

188 Mt. Hope Ave.
Rochester, NY 14620
(585) 546-8646

www.flowercityglass.com

122 Burnet Ave.
Syracuse, NY 13203
(315) 478-8224

Rochester Football All-Americans

Associated Press Little All-America Team

1942	Greg Thomas	1970	Rich Parrinello
1943	George Sutch	1971	Rich Parrinello
	Ray Whelan	1973	Ralph Gebhardt
1949	Coke Dales	1974	Ralph Gebhardt
1950	Jack Wilson	1975	Ralph Gebhardt
1952	Don Bardell	1980	Nick Colucci
	Jim Brennan	1981	Tom Murray
	Bill Secor		Bob Wales
	Bill Sharp	1982	Bob Wales
1953	Tom Gibbons	1983	Bob Wales
	Bruce McPherson		Sam Guerrieri
1954	Tom Gibbons	1984	Mark Palvino
	Bruce McPherson	1985	Jeff Wittig
1955	Dick Devereaux	1986	Gary Ciarleglio
1956	Joe Miller		Sam Guerrieri
	Larry Palvino	1987	Andy Milne
1957	Gene Nicandri	1988	Randy Bourdeau
	Larry Palvino		Gary Ciarleglio
1958	Larry Palvino		Andy Milne
1959	John Parrinello		Tom Sheehan
1967	Dave Ragusa		Greg Sutton
1968	Dave Ragusa	1992	Brian Laudadio
1970	Ron Haines	2024	Jordy Tawa

CoSIDA Division III All-America Team*

1981	Bob Wales	1989	Tom Sheehan
	Chris Wright		Mike Rossi
1982	Bob Wales		Matt Gregoire
1983	Bob Wales		Joe Bailey
1984	Mark Palvino	1990	Dennis Braniecki
1985	Jeff Wittig		Craig Chodak
1986	Sam Guerrieri	1991	Dan Malone
	Gary Ciarleglio		Brian Laudadio
1987	Randy Bourdeau	1992	Brian Laudadio
	Gary Ciarleglio		Tim Cody
	Greg Sutton	1993	Geoff Long
	Andy Milne		Bryan Mozeleski
1988	Tom Sheehan	2000	Lance Ramer
	Randy Bourdeau		
	Gary Ciarleglio		
	Greg Sutton		
	Andy Milne		

*-originally sponsored by Pizza Hut, then by Champion, then by Hewlett Packard.

College Sports Communicators Academic All-America®

1976	Michael Corp	2004	Justin Galloway
1977	Michael Corp	2005	Nick Zappia
1982	Bob Cordaro	2006	Nick Zappia
1986	John Schell		Jason Goeller
1992	Jeremy Hurd		Andrew Rape
1993	Jeremy Hurd	2007	Andrew Rape
1999	Brian Kowalski	2014	Matthew Mender
2000	Brian Kowalski	2015	Matthew Mender
2001	Brian Kowalski		Jeff Weinfeld
2003	Justin Galloway	2021	Nicholas Petruzzello

AFCA All-America

1990	Craig Chodak
1992	Brian Laudadio
1993	Geoff Long
2011	Chris Bickford
2022	Daniel Papantonis
2024	Jordy Tawa

D3football.com All-America

2024	Jordy Tawa
	Trey Johnson

USA Football

2000	Lance Ramer
------	-------------

Football Gazette

1989	Tom Sheehan
	Mike Rossi
1992	Brian Laudadio
1993	Geoff Long
2000	Lance Ramer
2006	Nick Zappia
	Jason Goeller
	Jay Jay Vanderstyn

United Press International

1957	Larry Palvino
------	---------------

Opponent History, 1889-2024

(Record: 552-580-40 .488)

Opponent	W	L	T	1st Mtg.	Last Mtg.
Alfred University	23	23	2	1897	2019
Alfred State College	10	1	0	2013	2024
Allegheny College	11	8	1	1914	1990
All-Rochester A.C.	0	1	0	1901	1901
Alumni	1	0	0	1901	1901
Amherst College	4	21	0	1889	1975
Athens A.A.	0	1	0	1900	1900
Baldwin Wallace University	2	1	1	1931	1945
Becker College	1	0	0	2017	2017
SUNY Brockport	9	6	0	1949	2024
Brockport Normal	3	2	0	1891	1895
Bucknell University	0	5	0	1911	1982
Buffalo Medical	1	0	1	1895	1895
Buffalo State University	3	5	0	1996	2024
University of Buffalo	14	13	2	1894	1986
Canandaigua A.C.	3	1	1	1892	1898
Canandaigua H.S.	2	0	0	1892	1892
Canisius College	9	8	0	1975	2000
Carnegie Mellon University	8	14	0	1943	2018
Case Institute	3	0	0	1943	1945
Case Western Reserve University	10	11	0	1990	2021
Catholic University of America	1	1	0	2015	2016
Chicago A.A.	0	1	0	1892	1892
University of Chicago	10	6	0	1988	2003
Clarkson University	11	4	2	1915	1915
Colgate University	6	22	0	1891	1945
Cornell University	0	10	0	1889	1921
Denison University	5	7	0	1913	1988
DePauw University	5	3	0	1942	1960
Endicott College	0	1	0	2019	2019
Emory & Henry College	0	1	0	2018	2018
University of Findlay	0	1	0	1962	1962
Fordham University	2	2	0	1914	1981
Franklin & Marshall College	0	1	0	1920	1920
Gallaudet University	1	1	0	2013	2014
Gannon University	1	1	0	1994	1995
Genesee Wesleyan Seminary	4	0	0	1899	1902
Geneseo Normal	1	0	0	1901	1901
George Junior Republic	1	1	1	1908	1910
Georgetown University	2	0	0	1976	1977
Gettysburg College	4	0	0	1912	2006
Grove City College	1	0	0	2006	2006
Hamilton College	38	28	4	1890	1980
Hartwick College	2	2	0	1994	2022
Harvard University	0	1	0	1945	1945
Hobart College	48	61	7	1892	2024
Hofstra University	1	3	0	1984	1987
College of the Holy Cross	1	0	0	1910	1910
Ithaca College	0	7	0	2017	2024
Johns Hopkins University	1	5	0	2001	2006
Kenyon College	6	2	0	1927	1941
Lancaster A.C.	0	1	0	1895	1895
Lehigh University	0	3	0	1920	1973
Lynwood A.C.	1	0	0	1893	1893
University of Massachusetts	1	0	0	1949	1949
Miami University (OH)	0	1	0	1944	1944
Mount Ida College	1	0	0	2007	2007
University of Mount Union	0	2	0	1969	1970
University of New England	2	0	0	2023	2024
New York University	2	2	0	1904	1946
Niagara University	8	4	1	1902	1925
Oberlin College	12	10	1	1917	1955
Ohio Wesleyan University	0	2	0	1954	1955
The University of Olivet	1	0	0	2024	2024
Onondaga Indians	1	0	0	1904	1904
Palmyra Unions	1	0	0	1889	1889
Princeton University	0	1	0	1919	1919
Rensselaer Polytechnic Institute	42	36	4	1906	2024
Richfield A.C.	0	1	0	1889	1889
Rochester A.C.	4	0	1	1889	1895
Rochester Free Academy	3	0	0	1897	1899
Rochester YMCA	0	1	1	1896	1896
Salve Regina University	2	0	0	2023	2024
St. Bonaventure University	3	0	0	1908	1914
St. John Fisher University	7	11	0	1989	2012
St. John's Military Academy	0	5	0	1893	1897
St. Lawrence University	48	33	3	1899	2024
St. Stephen's	1	1	0	1915	1924
Sampson Naval Base	1	0	0	1948	1948
School of Aerial Photography	2	0	0	1918	1918
Seton Hall University	1	1	0	1976	1977
Springfield College	2	3	1	1929	2016
Susquehanna University	1	2	0	2007	2009
Syracuse A.C.	0	1	0	1892	1892
Syracuse University	5	20	0	1889	1915
Thiel College	2	0	0	2012	2013
Trinity College (CT)	2	4	0	1889	1973
Trinity University (TX)	2	0	0	1988	1989
Tufts University	7	9	0	1904	1975
Union College (NY)	48	61	5	1889	2024
U.S. Coast Guard Academy	3	0	0	1968	2005
U.S. Merchant Marine Academy	18	2	0	1952	2016
U.S. Military Academy	0	1	0	1907	1907
Utica University	0	2	0	2022	2023
University of Vermont	9	8	1	1916	1974
Wagner College	3	1	1	1976	1987
Washington & Jefferson College	4	1	0	1942	1992
Washington University in St. Louis	11	17	0	1961	2003
Watertown Athletic Club	1	1	0	1899	1900
Wesleyan University	3	16	0	1917	1956
Westminster College	1	0	0	1922	1922
Williams College	8	15	0	1930	1983
College of Wooster	2	0	0	1986	1987
Worcester Polytechnic Institute	6	8	0	1991	2016
Yale University	1	1	0	1943	1944
Total opponents:	105				

Single Game Records

INDIVIDUAL RECORDS

Most carries
52, Jeremy Hurd; Rensselaer; Oct 31, 1992
Most net yards rushing
309, Daniel Papanonis; at Utica; Sep 03, 2022 (18 carries)
Highest average gain per rush (min. 10 rush)
17.2, Daniel Papanonis; at Utica; Sep 03, 2022 (18-309)
Most rushing TDs scored
5, Jim Secrest; Hobart; Nov 14, 1942
Longest rush from scrimmage
95, John Wilson; at Rensselaer; Nov 13, 1926
Most passes attempted
51, Ben Holko; at St. Lawrence; Sep 26, 1998
Most passes completed
30, Matt Gallagher; at Alfred; Sep 23, 2017
Highest percentage passes completed (min. 10 attempts)
81.8, Ryan Eamer; at Endicott; Sep 14, 2019 (9-11)
Most passing yards
398, Jeff Wittig; Denison; Nov 10, 1984
Most passing yards gained per attempt (min. 10 attempts)
15.3, Dave Boyce; Denison; Nov 12, 1988 (15-229)
Most touchdown passes
5, Daniel Bronson; at Springfield; Oct 15, 2016
Most passes had intercepted
6, Josh Brown; Union (NY); Oct 14, 2017
Longest pass completion
95, Dave Boyce; Brockport; Nov 05, 1988
Most passes caught
13, Ben Rizzo; at St. Lawrence; Oct 25, 1986
13, J.J. Vanderstyn; Rensselaer; Nov 04, 2006
13, Mike LeFlore; Chicago; Oct 14, 1995
Most yards receiving
201, Mike LeFlore; at Hobart; Oct 07, 1995 (8 receptions)
Highest average gain per reception (min. 3 receptions)
47.0, Sean O'Hara; Rensselaer; Sep 30, 2000 (3-141)
Most TD receptions
4, Guy Bailey; Rensselaer; Nov 18, 1967
Longest pass reception
95, Tom Sheehan; Brockport; Nov 05, 1988
Most total offense plays
67, Daniel Bronson; Catholic; Sep 10, 2016 (21 rush, 46 pass)
Most total offense yards gained
426, Daniel Bronson; at Springfield; Oct 15, 2016 (118 rush, 308 pass)
Most all-purpose yards gained
337, Tom Sheehan; Denison; Nov 12, 1988
Most points scored
37, Jim Secrest; Hobart; Nov 14, 1942
Most extra points made by kicking
7, Dick Rasmussen; Williams; Oct 02, 1971
7, Jordan Laudani; Alfred St.; Sep 09, 2023
7, T.J. Jasonis; Brockport; Oct 29, 1983
7, Zach White-Stellato; at Merchant Marine; Oct 17, 2009
Most points scored by kicking
17, Andy Milne; at Hobart; Oct 08, 1988
Most field goals made
5, Andy Milne; at Hobart; Oct 08, 1988
Longest field goal made
50, Andy Milne; at Hobart; Oct 08, 1988
Most punts
13, Chris Boglev; Union (NY); Oct 05, 1996
13, Douglas Middlebrook; at Union (NY); Nov 06, 1993
Most yards punting
498, Chris Boglev; Union (NY); Oct 05, 1996 (13 punts)
Highest average yards per punt (min. 3 punts)
47.4, Paul Mokrzycki; Ithaca; Oct 07, 2017 (5-237)
Most punts downed inside 20
5, Alex Wing; Union (NY); Oct 07, 2023
5, Brad DePietro; St. Lawrence; Sep 22, 2001
5, David Ferris; at St. Lawrence; Oct 01, 2005
Longest punt
74, Scott Amrozowicz; Carnegie Mellon; Oct 30, 1999

Longest punt return
86, Mike LeFlore; at Carnegie Mellon; Oct 29, 1994
Longest kick return
103*, John Iverson; at Merchant Marine; Oct 27, 1956
100, Andy Fornarola; at Hobart; Oct 07, 1978
Longest interception return
94, Michael Newcomb; Chicago; Oct 13, 2001
Longest fumble return
87, Matthew Pisano; Rensselaer; Oct 18, 2014
Most punt returns
7, Eric Black; at Rensselaer; Oct 27, 1990
7, Kassim Howell; St. Lawrence; Sep 22, 2001
7, Kassim Howell; at St. Lawrence; Sep 23, 2000
Most punt return yards
109, Ralph Gebhardt; Brockport; Oct 25, 1975 (3 returns)
Most kick returns
10, Kyle Allegrini; at Springfield; Oct 15, 2016
Most kick return yards
254, Nate Gibbons; at Union (NY); Sep 25, 2004 (7 returns)
Most interceptions
5, Bill Monroe; Alfred; Nov 06, 1976
Most interception return yards
102, Douglas Middlebrook; St. John Fisher; Oct 17, 1992 (2 returns)
Most tackles
25, Gary Ciarleglio; at Hobart; Oct 11, 1986 (12-13)
25, Pete Elliott; at St. Lawrence; Oct 25, 1986 (15-10)
Most quarterback sacks
5.0, Lance Ramer; at Carnegie Mellon; Oct 28, 2000 (5-0)
Most tackles for loss
6.0, Lance Ramer; at Carnegie Mellon; Oct 28, 2000 (6-0)
Most fumbles forced
3, Robert Brown; at Wash. & Jeff.; Oct 19, 1991
Most fumbles recovered
2, 14 players
Most pass breakups
5, Jamar Spencer; at Carnegie Mellon; Sep 19, 1992
5, John Danie; St. Lawrence; Oct 26, 1985

*-Note: The NCAA Statistics Service recognizes a maximum kick return yardage of 100 yards per return. At the time of John Iverson's runback, the yardage was recognized by what was credited in the game.



Jay Jay Vanderstyn shares the single-game record for catches in a game with 13.

TEAM RECORDS

Most carries
83, Rensselaer; Oct 31, 1992
Most net yards rushing
496, Case Western Reserve; Sep 10, 1994 (68 carries)
Highest average gain per rush (min. 20 rushes)
9.0, at Utica; Sep 03, 2022 (47-422)
Most rushing TDs scored
7, Clarkson; Nov 13, 1948
7, at Union (NY); Oct 10, 1959
7, Brockport; Oct 29, 1983
Most passes attempted
56, at St. Lawrence; Sep 26, 1998
Most passes completed
32, at St. John Fisher; Sep 19, 2009
32, at Endicott; Sep 14, 2019
Highest percentage passes completed (min. 10 passes)
85.7, Alfred St.; Sep 19, 2015 (12-14)
Most passing yards
403, Union (NY); Oct 24, 2015
Most touchdown passes
5, at Springfield; Oct 15, 2016
5, Gettysburg; Sep 16, 2006
5, at St. John Fisher; Sep 19, 2009
5, Alfred St.; Sep 19, 2015
Most passes had intercepted
6, Alfred; Nov 04, 1978
6, Union (NY); Oct 14, 2017
Most total offense plays
100, at Gettysburg; Sep 17, 2005 (78 rush, 22 pass)
Most total offense yards gained
605, at St. Lawrence; Sep 28, 2002 (375 rush, 230 pass)
Highest average gain per play
8.7, Alfred St.; Sep 19, 2015 (65-565)
Most all-purpose yards gained
765, at Springfield; Oct 15, 2016
Most points scored (since 1912/modern scoring)
62, at Union (NY); Oct 10, 1959
Most touchdowns scored
9, at Union (NY); Oct 10, 1959
9, Alfred St.; Sep 19, 2015
Most interceptions
6, Alfred; Nov 06, 1976
6, Wash. & Jeff; Oct 03, 1942
6, St. Lawrence; Oct 29, 1977
6, Brockport; Sep 28, 1974
6, at Alfred State, Sep 15, 2018
Most tackles
160, at Hobart; Oct 06, 1984 (71-89)
Most quarterback sacks
7.0, ten times
Most tackles for loss
15.0, at Union (NY); Sep 25, 2004 (12-0)
Most fumbles recovered
5, WPI; Nov 03, 2012
5, at Canisius; Oct 03, 1987
5, at Wash. & Jeff.; Oct 19, 1991
Most pass breakups
15, at Carnegie Mellon; Sep 19, 1992
Most blocked kicks
3, Wooster; Oct 31, 1987

Single Season Individual Records

RUSHING

1,000 yard rushers	
1. 1390 - Matt Bielecki (301-1390) - 2006	
2. 1272 - Daniel Papantonis (195-1272) - 2022	
3. 1245 - Clarence Onyiriuka (284-1245) - 2009	
4. 1210 - Jeremy Hurd (262-1210) - 1992	
5. 1160 - Matt Bielecki (232-1160) - 2007	
6. 1124 - Matt Bielecki (244-1124) - 2005	
7. 1033 - Carmen Malatino (249-1033) - 1990	
8. 1002 - Jim Secrest (n/a-1002) - 1942	
Rushing attempts	
1. 301 - Matt Bielecki (301-1390) - 2006	
2. 284 - Clarence Onyiriuka (284-1245) - 2009	
3. 262 - Jeremy Hurd (262-1210) - 1992	
Rushing TDs	
1. 18 - Jim Secrest - 1942	
2. 15 - Jeremy Hurd - 1992	
3. 14 - Matt Bielecki - 2006	
Average yards/rush (min. 100 attempts)	
1. 6.97 - John Parrinello (109-760) - 1958	
2. 6.52 - Daniel Papantonis (195-1272) - 2022	
3. 6.08 - Rick Harrison (133-809) - 1989	
Rushing yards/game (min. 5 games)	
1. 141.3 - Daniel Papantonis (9 games) - 2022	
2. 134.4 - Jeremy Hurd (9 games) - 1992	
3. 126.4 - Matt Bielecki (11 games) - 2006	

PASSING

Pass attempts	
1. 326 - Aaron Molisani (171-326-8) - 2004	
2. 325 - Ryan Rose (191-325-11) - 2023	
3. 302 - Dean Kennedy (171-302-11) - 2013	
Pass completions	
1. 191 - Ryan Rose (191-325-11) - 2023	
2. 171 - Aaron Molisani (171-326-8) - 2004	
3. 171 - Dean Kennedy (171-302-11) - 2013	
Passing yards	
1. 2023 - Dean Kennedy (165-289-9) - 2012	
2. 1979 - Pat Manuel (143-288-20) - 2002	
3. 1973 - Ryan Rose (191-325-11) - 2023	
4. 1921 - Dean Kennedy (171-302-11) - 2013	
Passing TDs	
1. 17 - Aaron Molisani - 2006	
2. 16 - Robert Young - 1967	
3. 16 - Aaron Molisani - 2004	
Passes had intercepted	
1. 20 - Pat Manuel (143-288-20) - 2002	
2. 17 - Jeff Piscitelli (116-282-17) - 1999	
3. 17 - Dave Boyce (114-245-17) - 1987	
Pass completion pct (min. 100 attempts)	
1. 67.5 - Aaron Molisani (158-234-8) - 2006	
2. 64.2 - Braezen Subick (68-106-2) - 2010	
3. 63.7 - Braezen Subick (130-204-9) - 2008	
Pass efficiency (min. 100 attempts)	
1. 150.2 - Aaron Molisani (158-234-8) - 2006	
2. 145.6 - Bill Standera (52-104-4) - 1970	
3. 133.0 - Greg Conrad (85-149-11) - 1971	
Average yards/completion (min. 100 attempts)	
1. 17.0 - Bill Standera (52-104-4) - 1970	
2. 15.6 - Dave Boyce (100-211-12) - 1988	
3. 14.7 - Brian Pasley (71-169-11) - 1973	
Passing yards/game (min. 5 games)	
1. 224.8 - Dean Kennedy (9 games) - 2012	
2. 217.6 - Daniel Bronson (7 games) - 2016	
3. 213.4 - Dean Kennedy (9 games) - 2013	

RECEIVING

Pass reception yards	
1. 1128 - J.J. Vanderstynne (85-1128) - 2006	
2. 882 - Brian Ferris (53-882) - 2002	
3. 868 - Mike LeFlore (62-868) - 1995	
Pass receptions	
1. 85 - J.J. Vanderstynne (85-1128) - 2006	
2. 74 - Trey Johnson (74-727) - 2023	
3. 62 - Mike LeFlore (62-868) - 1995	
Pass reception TDs	
1. 11 - Rich Parrinello - 1970	
2. 11 - Brian Ferris - 2002	
3. 11 - Guy Bailey - 1967	
4. 11 - J.J. Vanderstynne - 2006	
Average yards/catch (min. 25 receptions)	
1. 20.88 - John Badowski (26-543) - 1974	
2. 18.16 - Guy Bailey (32-581) - 1966	
3. 18.14 - Brian Ferris (29-526) - 2001	

Receptions/game (min. 5 games)	
1. 7.73 - J.J. Vanderstynne (11 games) - 2006	
2. 7.40 - Trey Johnson (10 games) - 2023	
3. 6.89 - Mike LeFlore (9 games) - 1995	

TOTAL OFFENSE

Total offense yards	
1. 2566 - Dean Kennedy (417-2566) - 2013	
2. 2334 - Aaron Molisani (447-2334) - 2004	
3. 2302 - Dean Kennedy (382-2302) - 2012	
TDs responsible for	
1. 24 - Aaron Molisani - 2004	
2. 22 - Jim Secrest - 1942	
3. 21 - Aaron Molisani - 2006	
Total offense/game (min. 5 games)	
1. 313.0 - Daniel Bronson (7 games) - 2016	
2. 285.1 - Dean Kennedy (9 games) - 2013	
3. 255.8 - Dean Kennedy (9 games) - 2012	
All purpose yards	
1. 1571 - Clarence Onyiriuka - 2009	
2. 1543 - Matt Bielecki - 2006	
3. 1408 - Tom Sheehan - 1988	
All purpose yards/game (min. 5 games)	
1. 157.1 - Clarence Onyiriuka (10 games) - 2009	
2. 150.3 - Daniel Papantonis (9 games) - 2022	
3. 144.0 - Daniel Papantonis (8 games) - 2023	

SCORING

Total points scored	
1. 132 - Jim Secrest (22 TD) - 1942	
2. 104 - Rich Parrinello (17 TD, 1 PAT) - 1970	
3. 96 - Jeremy Hurd (16 TD) - 1992	
4. 96 - Clarence Onyiriuka (16 TD) - 2009	
5. 90 - Matt Bielecki (15 TD) - 2006	
Touchdowns scored	
1. 22 - Jim Secrest (18 rush, 4 rcv) - 1942	
2. 17 - Rich Parrinello (6 rush, 11 rcv) - 1970	
3. 16 - Jeremy Hurd (15 rush, 1 rcv) - 1992	
4. 16 - Clarence Onyiriuka (12 rush, 4 rcv) - 2009	

EXTRA POINTS

PAT kicks made	
1. 35 - Andy Milne (35-35) - 1988	
2. 34 - Joe Caruso (34-37) - 1992	
3. 30 - Rob Corey (30-34) - 2004	
PAT kicks attempted	
1. 37 - Joe Caruso (34-37) - 1992	
2. 35 - Andy Milne (35-35) - 1988	
3. 34 - Rob Corey (30-34) - 2004	
PAT kick pct (min. 5 attempts)	
1. 100.0 - Andy Milne (35-35) - 1988	
2. 100.0 - Tony Cipolla (17-17) - 1978	
3. 100.0 - Ken Dys (9-9) - 1984	
4. 100.0 - Jordan Laudani (27-27) - 2023	

FIELD GOALS

Field goals made	
1. 12 - Andy Milne (12-19) - 1987	
2. 11 - Andy Milne (11-14) - 1988	
3. 11 - Jordan Laudani (11-16) - 2023	
Field goal pct (min. 5 attempts)	
1. 100.0 - Alex Antonucci (8-8) - 2011	
2. 83.3 - Zach White-Stellato (5-6) - 2010	
3. 80.0 - Chris Johnston (4-5) - 2001	
4. 80.0 - Andrew Haber (4-5) - 2014	

PUNTING

Punt attempts	
1. 71 - Bill Tretter (71-2195) - 1982	
2. 65 - Chris Boglev (65-2287) - 1994	
3. 64 - Craig Chodak (64-2313) - 1991	
Average yards/punt (min. 10 attempts)	
1. 39.14 - Alex Wing (37-1448) - 2022	
2. 39.10 - Paul Mokrzycki (42-1642) - 2016	
3. 38.88 - Alex Wing (43-1672) - 2021	
RETURNS	
Punt return yards	
1. 381 - Andy Rape (27-381) - 2007	
2. 267 - Eric Black (28-267) - 1990	
3. 241 - Kassim Howell (31-241) - 2000	
Punt returns	
1. 36 - Douglas Middlebrook (36-231) - 1992	
2. 31 - Kassim Howell (31-241) - 2000	
3. 29 - Douglas Middlebrook (29-229) - 1991	
4. 29 - Tom Sheehan (29-212) - 1987	

Punt return TDs	
1. 2 - Brian Miga - 1968	
Average yards/punt return (min. 10 attempts)	
1. 14.50 - Michael Dermody (10-145) - 2005	
2. 14.11 - Andy Rape (27-381) - 2007	
3. 13.00 - Cleveland Cooper (13-169) - 1994	
Kick return yards	
1. 818 - Kyle Allegrini (38-818) - 2016	
2. 636 - Nate Gibbons (23-636) - 2004	
3. 575 - Dan Diaz (33-575) - 2019	
Kick returns	
1. 38 - Kyle Allegrini (38-818) - 2016	
2. 33 - Dan Diaz (33-575) - 2019	
3. 29 - Mike Mott (29-572) - 1998	
Kick return TDs	
1. 2 - Five players	
Most recent - Trey Johnson - 2024	
Average yards/kick return (min. 10 attempts)	
1. 31.62 - Jim Iannone (13-411) - 1979	
2. 31.18 - Andy Fornarola (11-343) - 1977	
3. 30.40 - Mike Mott (10-304) - 1997	

DEFENSE

Interceptions	
1. 13 - Ralph Gebhardt (13-105) - 1973	
2. 9 - Bill Monroe (9-85) - 1976	
3. 8 - Ralph Gebhardt (8-159) - 1974	
4. 8 - Rob Kruty (8-132) - 1988	
5. 8 - Ralph Gebhardt (8-125) - 1975	
Interception return TDs	
1. 3 - Ralph Gebhardt - 1974	
2. 2 - David Skonieczki - 1969	
3. 2 - Matt Stack - 2006	
Fumble return TDs	
1. 1 - 13 players	
Total tackles	
1. 151 - Gary Ciarleglio (81-70) - 1986	
2. 146 - Lance Ramer (78-68) - 2000	
3. 139 - Pete Elliott (55-84) - 1987	
Unassisted tackles	
1. 81 - Gary Ciarleglio (81-70) - 1986	
2. 78 - Lance Ramer (78-68) - 2000	
3. 73 - Tony Ortega (73-26) - 2011	
Assisted tackles	
1. 84 - Pete Elliott (55-84) - 1987	
2. 70 - Gary Ciarleglio (81-70) - 1986	
3. 69 - Gary Ciarleglio (54-69) - 1985	
Tackles for loss	
1. 26.0 - Lance Ramer (25-2/151) - 2000	
2. 19.0 - Geoffrey Long (17-4/96) - 1993	
3. 18.0 - Jason Goeller (16-4/88) - 2006	
Quarterback sacks	
1. 17.5 - Lance Ramer (17-1/131) - 2000	
2. 15.0 - Geoffrey Long (14-2/74) - 1993	
3. 13.5 - Jason Goeller (13-1/74) - 2006	
Yards from sacks	
1. 131 - Lance Ramer (17-1/131) - 2000	
2. 74 - Jason Goeller (13-1/74) - 2006	
3. 74 - Geoffrey Long (14-2/74) - 1993	
Fumbles forced	
1. 7 - Ed Dauphin - 2009	
2. 5 - Brian Laudadio - 1990	
3. 4 - Mike Rossi - 1987	
4. 4 - Chris Bickford - 2008	
Fumbles recovered	
1. 5 - Lance Ramer - 1999	
2. 4 - Frank Earley - 1993	
3. 4 - Joe Sebastianelli - 1982	
Passes defensed	
1. 21 - John Loiacono (15 brup, 6 int) - 1983	
2. 20 - Jordy Tawa (13 brup, 7 int) - 2024	
3. 18 - Four players	
Most recent - Erik Young - 1990	
QB hurries	
1. 8 - Jason Goeller - 2006	
2. 6 - J.T. Monahan - 2022	
3. 6 - Thomas Marone - 2014	
4. 6 - Joe DeBonis - 2023	
Blocked kicks	
1. 3 - Jeff Smith - 1997	
2. 2 - 12 players	
Most recent - J.T. Monahan - 2024	

Single Season Team Records & Coaching Records

RUSHING

Rushing yards
2497 (593-2497) - 1992
Rushing attempts
593 (593-2497) - 1992
Rushing TDs
30 - 1992
Average yards/rush
5.67 (383-2173) - 1959
Rushing yards/game
277.4 (9 games) - 1992

PASSING

Pass attempts
331 (191-331-17) - 2019
331 (193-331-11) - 2023
Pass completions
195 (195-299-11) - 2006
Passing yards
2265 (195-299-11) - 2006
Passing TDs
22 - 2006
Pass completion pct
65.2 (195-299-11) - 2006
Passing yards/game
246.1 (9 games) - 2012

TOTAL OFFENSE

Total offense yards
3966 (783-3966) - 2006
Total offense/game
416.0 (9 games) - 2013
Total offense/play
5.63 (624-3515) - 2015
5.63 (487-2743) - 1959

SCORING

Total points scored
312 (44 TD, 35 PAT, 3 FG) - 2006
Touchdowns scored
44 (19 rush, 22 rcv, 3 ret) - 2006
PAT kicks made
35 (35-36) - 1988
Field goals made
12 (12-19) - 1987
Points per game
32.1 (8 games) - 1958

DEFENSE

Interceptions
28 (28-308) - 1988
Total tackles
1220 (611-609) - 1987
Tackles for loss
96.0 (85-22/458) - 2000
Quarterback sacks
46.0 (42-8/323) - 2000
Fumbles recovered
23 - 1972
Passes defended
90 (62 brup, 28 int) - 1988
Blocked kicks
6 - 2007

WINS-LOSSES-TIES

Most wins
9 - 1987
Most losses
10 - 2019
Most ties
3 - 1950

STREAKS

Longest winning streak
15 games - 1957-59 (1 game in 1957, 8 games in 1958, 6 games in 1959)
Longest losing streak
18 games - 2018-2021 (7 games in 2018, 10 games in 2019, 1 game in 2021). No season played in 2020.

RUSHING DEFENSE

Opp. Rushing yards
504 (n/a-504) - 1942
Opp. Rushing attempts
278 (278-747) - 1964
Opp. Rushing TDs
1 - 1942
Opp. Average yards/rush
1.87 (306-571) - 1958
Opp. Rushing yards/game
63.0 (8 games) - 1942

PASSING DEFENSE


Opp. Pass attempts
75 (31-75-8) - 1955
Opp. Pass completions
27 (27-78-7) - 1956
Opp. Passing yards
301 (35-106-18) - 1959
Opp. Passing TDs
1 - 1958
Opp. Pass completion pct
30.1 (53-176-22) - 1952
Opp. Passing yards/game
37.6 (8 games) - 1959

TOTAL DEFENSE

Opp. Total offense yards
946 (411-946) - 1958
Opp. Total offense/game
118.2 (8 games) - 1958
Opp. Total offense/play
2.30 (411-946) - 1958

SCORING DEFENSE

Opp. Total points scored
8 (1 TD) - 1942
Opp. Touchdowns scored
1 - 1942
Opp. PAT kicks made
1 (1-1) - 1959
1 (1-4) - 1962
1 (1-1) - 1958
Opp. Field goals made
0 (0-2) - 1968
0 (0-4) - 1966
Opp. Points per game
1.0 (8 games) - 1942
Most Shutouts
6 (8 games) - 1942



Elmer Burnham



Dud DeGroot

COACH/MANAGER SEASONS RECORD PCT.

W.T. Plumb	1889 (1)	5-4-1	.550
Thomas Parsons	1890-91 (2)	4-9	.308
Fred Fabel	1892 (1)	5-5	.500
Edward Hard	1893 (1)	4-2	.667
Jack Morse	1894 (1)	2-3-1	.417
Edward Wallis	1895 (1)	3-6-2	.364
Lewis Saunders	1896 (1)	0-8-1	.056
Jack Wright	1897 (1)	5-5	.500
D.C. Buell	1898 (1)	4-3-1	.563
George Barclay	1899, 1901 (2)	13-5-2	.700
Louis Hinckley	1900 (1)	3-6	.333
Doc Pollard	1902-07 (6)	24-25-2	.490
Ralph Glaze	1908-09 (2)	11-4-2	.706
George Sullivan	1910-11, 20-23 (6)	24-25-4	.491
Harry Watson	1912-15 (4)	15-16-2	.485
F. Alcott Neary	1916, 1919 (2)	9-6-2	.588
Dr. Edwin Fauver	1917-18 (2)	4-5-1	.450
Herb Lorenz	1924-25 (2)	5-12-1	.306
Tom Davies	1926-34 (9)	40-31-5	.559
Dick Larkins	1935-36 (2)	3-11	.214
Bill Cox	1937-39 (3)	2-18-1	.119
Dud DeGroot	1940-43 (4)	23-6	.793
Elmer Burnham	1944-60 (17)	82-48-6	.625
Paul Bitgood	1961-62 (2)	9-6-1	.594
Donald Smith	1963-68 (6)	26-21-1	.552
Pat Stark	1969-83 (15)	69-64-3	.518
Ray Tellier	1984-88 (5)	21-26-1	.448
Rich Parrinello	1989-97 (9)	41-43	.488
Mark Kreydt	1998-05 (8)	28-50	.359
Scott Greene	2006-17 (12)	50-64	.439
Chad Martinovich	2018-24 (6)	18-43	.295

Rank by Wins

1. Elmer Burnham	82
2. Pat Stark	69
3. Scott Greene	50
4. Rich Parrinello	41
5. Tom Davies	40
6. Mark Kreydt	28
7. Donald Smith	26
8. Doc Pollard	24
George Sullivan	24
10. Dud DeGroot	23
11. Ray Tellier	21
12. Chad Martinovich	18
13. Harry Watson	15
14. George Barclay	13
15. Ralph Glaze	11
16. Paul Bitgood	9
F. Alcott Neary	9
18. Herb Lorenz	5
Jack Wright	5
Fred Fabel	5
W.T. Plumb	5
22. Edwin Fauver	4
D.C. Buell	4
Edward Hard	4
Thomas Parsons	4
26. Dick Larkins	3
Louis Hinckley	3
Edward Wallis	3
29. Bill Cox	2
Jack Morse	2
31. Lewis Saunders	0

Rank by Percent

1. Dud DeGroot	.793
2. Ralph Glaze	.706
3. George Barclay	.700
4. Edward Hard	.667
5. Elmer Burnham	.625
6. Paul Bitgood	.594
7. F. Alcott Neary	.588
8. D.C. Buell	.563
9. Tom Davies	.559
10. Donald Smith	.552
11. W.T. Plumb	.550
12. Pat Stark	.518
13. Fred Fabel	.500
Jack Wright	.500
15. George Sullivan	.491
16. Doc Pollard	.490
17. Rich Parrinello	.488
18. Harry Watson	.485
19. Edwin Fauver	.450
20. Ray Tellier	.448
21. Scott Greene	.439
22. Jack Morse	.417
23. Edward Wallis	.364
24. Mark Kreydt	.359
25. Louis Hinckley	.333
26. Thomas Parsons	.308
27. Herb Lorenz	.306
28. Chad Martinovich	.295
29. Dick Larkins	.214
30. Bill Cox	.119
31. Lewis Saunders	.056



SERVING YOUR COMMUNITY SINCE 1913
 100 W. River Road, PO Box 900 • Scottsville, New York 14546
 Phone: 585-889-8800 • Fax: 585-889-6008
 After hours: 585-734-5014

EMPIRE

KITCHEN & BATH

95 SAGINAW DR.

ROCHESTER, NY 14623

585-235-3050

WWW.EMPIRETOPS.COM

Good Luck Yellowjackets!

From your friends at...

Mt. Hope Diner

1511 Mt. Hope Avenue

585.256.1939

Two great rental companies, now under one tent,
 proudly serving the University of Rochester! **Go Yellowjackets!**

Career Records

RUSHING

Rushing yards	
1.	4301 - Matt Bielecki (886-4301) - 2004-07
2.	3488 - Daniel Papantonis (625-3488) - 2021-24
3.	3418 - Jeremy Hurd (722-3418) - 1989-93
4.	3279 - Clarence Onyiriuka (787-3279) - 2007-11
5.	2825 - Isaac Collins (576-2825) - 1990-93
6.	2337 - Carmen Malatino (520-2337) - 1987-90
7.	2319 - Sam Guerrieri (560-2319) - 1983-86
8.	2315 - Mike Corp (680-2315) - 1974-77
9.	1945 - John Parrinello (259-1945) - 1957-59
10.	1881 - Tom Gibbons (306-1881) - 1952-54

Rushing attempts	
1.	886 - Matt Bielecki (886-4301) - 2004-07
2.	787 - Clarence Onyiriuka (787-3279) - 2007-11
3.	722 - Jeremy Hurd (722-3418) - 1989-93
4.	680 - Mike Corp (680-2315) - 1974-77
5.	625 - Daniel Papantonis (625-3488) - 2021-24
6.	576 - Isaac Collins (576-2825) - 1990-93
7.	560 - Sam Guerrieri (560-2319) - 1983-86
8.	520 - Carmen Malatino (520-2337) - 1987-90
9.	413 - Jeff Piscitelli (413-960) - 1997-01
10.	402 - Aaron Mollisani (402-1623) - 2002-06

Rushing TDs	
1.	40 - Jeremy Hurd - 1989-93
2.	39 - Matt Bielecki - 2004-07
3.	34 - Clarence Onyiriuka - 2007-11
4.	28 - Sam Guerrieri - 1983-86
	28 - John Parrinello - 1957-59
6.	26 - Mike Corp - 1974-77
7.	25 - John Richard - 1987-90
	25 - Daniel Papantonis - 2021-24
9.	24 - Aaron Mollisani - 2002-06
10.	20 - Rich Parrinello - 1969-71

Average yards/rush (min. 150 attempts)	
1.	7.51 - John Parrinello (259-1945) - 1957-59
2.	6.15 - Tom Gibbons (306-1881) - 1952-54
3.	5.85 - Rick Harrison (237-1386) - 1986-89
4.	5.58 - Daniel Papantonis (625-3488) - 2021-24
5.	5.31 - Jerry Dales (180-956) - 1948-49
6.	5.16 - Dick Devereaux (316-1632) - 1952,54-55
7.	5.07 - Sam Shatkin (291-1476) - 1975-78
8.	4.96 - Ted Fink (343-1700) - 1963-65
9.	4.90 - Isaac Collins (576-2825) - 1990-93
10.	4.85 - Matt Bielecki (886-4301) - 2004-07

Rushing yards/game (min. 20 games)	
1.	104.9 - Matt Bielecki (41 games) - 2004-07
2.	102.6 - Daniel Papantonis (34 games) - 2021-24
3.	94.9 - Jeremy Hurd (36 games) - 1989-93
4.	84.1 - Clarence Onyiriuka (39 games) - 2007-11
5.	81.8 - Tom Gibbons (23 games) - 1952-54
6.	81.0 - John Parrinello (24 games) - 1957-59
7.	80.7 - Isaac Collins (35 games) - 1990-93
8.	77.9 - Carmen Malatino (30 games) - 1987-90
9.	77.3 - Sam Guerrieri (30 games) - 1983-86
10.	70.8 - Ted Fink (24 games) - 1963-65



Clarence Onyiriuka

PASSING

Pass attempts	
1.	1003 - Aaron Mollisani (535-1003-42) - 2002-06
2.	936 - Jeff Piscitelli (416-936-50) - 1997-01
3.	820 - Jeff Wittig (413-820-48) - 1982-85
4.	816 - Ryan Rose (441-816-36) - 2021-24
5.	736 - Braezen Subick (444-736-31) - 2008-11
6.	655 - Dean Kennedy (359-655-24) - 2010-13
7.	563 - Robert Young (247-563-34) - 1966-68
8.	540 - Gregg Eisenberg (257-540-29) - 1990-93
9.	494 - Dave Boyce (228-494-33) - 1985-88
10.	484 - Brian Pasley (216-484-36) - 1972-75

Pass completions	
1.	535 - Aaron Mollisani (535-1003-42) - 2002-06
2.	444 - Braezen Subick (444-736-31) - 2008-11
3.	441 - Ryan Rose (441-816-36) - 2021-24
4.	416 - Jeff Piscitelli (416-936-50) - 1997-01
5.	413 - Jeff Wittig (413-820-48) - 1982-85
6.	359 - Dean Kennedy (359-655-24) - 2010-13
7.	257 - Gregg Eisenberg (257-540-29) - 1990-93
8.	255 - Daniel Bronson (255-477-15) - 2014-17
9.	247 - Robert Young (247-563-34) - 1966-68
10.	228 - Dave Boyce (228-494-33) - 1985-88

Passing yards	
1.	6273 - Aaron Mollisani (535-1003-42) - 2002-06
2.	5544 - Jeff Piscitelli (416-936-50) - 1997-01
3.	5198 - Jeff Wittig (413-820-48) - 1982-85
4.	4859 - Braezen Subick (444-736-31) - 2008-11
5.	4588 - Dean Kennedy (441-816-36) - 2021-24
6.	4332 - Dean Kennedy (359-655-24) - 2010-13
7.	3291 - Daniel Bronson (255-481-15) - 2014-17
8.	3248 - Robert Young (247-563-34) - 1966-68
9.	3134 - Dave Boyce (228-494-33) - 1985-88
10.	3061 - Brian Pasley (216-484-36) - 1972-75

Passing TDs	
1.	54 - Aaron Mollisani - 2002-06
2.	36 - Robert Young - 1966-68
3.	35 - Braezen Subick - 2008-11
4.	31 - Daniel Bronson - 2014-17
5.	30 - Dean Kennedy - 2010-13
	30 - Dave Wormuth - 1962-64
	30 - Ryan Rose - 2021-24
8.	26 - Jeff Piscitelli - 1997-01
9.	25 - Gene Nicandri - 1957-59
10.	23 - Dave Boyce - 1985-88

Passes had intercepted	
1.	50 - Jeff Piscitelli (416-936-50) - 1997-01
2.	48 - Jeff Wittig (413-820-48) - 1982-85
3.	42 - Aaron Mollisani (535-1003-42) - 2002-06
4.	36 - Dave Wormuth (216-432-36) - 1962-64
	36 - Brian Pasley (216-484-36) - 1972-75
	36 - Ryan Rose (441-816-36) - 2021-24
7.	34 - Robert Young (247-563-34) - 1966-68
8.	33 - Dave Boyce (228-494-33) - 1985-88
9.	31 - Braezen Subick (444-736-31) - 2008-11
10.	31 - Ben Holko (180-426-31) - 1995-98



Dave Boyce



Sam Guerrieri

Pass completion pct (min. 150 attempts)	
1.	60.3 - Braezen Subick (444-736-31) - 2008-11
2.	58.9 - Justin Redfern (106-180-6) - 2012-15
3.	57.7 - Greg Conrad (113-196-14) - 1969-71
4.	56.6 - Matt Gallagher (219-387-12) - 2016-18
5.	54.8 - Dean Kennedy (359-655-24) - 2010-13
6.	54.1 - Jim Polcyn (144-266-13) - 1986-89
7.	54.1 - Derek Bufano (100-185-12) - 2019
8.	54.0 - Ryan Rose (441-816-36) - 2021-24
9.	53.6 - Kapps Killingstad (81-151-7) - 2006-09
10.	53.3 - Aaron Mollisani (535-1003-42) - 2002-06

Pass efficiency (min. 150 attempts)	
1.	133.4 - Greg Conrad (113-196-14) - 1969-71
2.	132.4 - Justin Redfern (106-180-6) - 2012-15
3.	125.5 - Daniel Bronson (255-481-15) - 2014-17
4.	123.1 - Braezen Subick (444-736-31) - 2008-11
5.	118.4 - Bill Stander (86-184-13) - 1968-70
6.	118.2 - Dean Kennedy (359-655-24) - 2010-13
7.	115.3 - Matt Gallagher (219-387-12) - 2016-18
	115.3 - Aaron Mollisani (535-1003-42) - 2002-06
9.	114.8 - Jim Polcyn (144-266-13) - 1986-89
10.	114.2 - Kapps Killingstad (81-151-7) - 2006-09

Average yards/completion (min. 150 attempts)	
1.	15.1 - Jim Burkley (94-211-21) - 1951-54
2.	15.0 - Bill Stander (86-184-13) - 1968-70
3.	14.2 - John Kowba (50-164-14) - 1975-78
4.	14.2 - Brian Pasley (216-484-36) - 1972-75
5.	13.7 - Dave Boyce (228-494-33) - 1985-88
6.	13.7 - Greg Conrad (113-196-14) - 1969-71
7.	13.5 - Dave Wormuth (216-432-36) - 1962-64
8.	13.4 - Pat Manuel (189-394-25) - 2002-05
9.	13.3 - Jeff Piscitelli (416-936-50) - 1997-01
10.	13.1 - Robert Young (247-563-34) - 1966-68

Passing yards/game (min. 20 games)	
1.	180.5 - Dean Kennedy (24 games) - 2010-13
2.	160.8 - Aaron Mollisani (39 games) - 2002-06
3.	154.0 - Jeff Piscitelli (36 games) - 1997-01
4.	148.5 - Jeff Wittig (35 games) - 1982-85
5.	147.2 - Braezen Subick (33 games) - 2008-11
6.	139.0 - Ryan Rose (33 games) - 2021-24
7.	135.3 - Robert Young (24 games) - 1966-68
8.	121.3 - Dave Wormuth (24 games) - 1962-64
9.	113.5 - Daniel Bronson (29 games) - 2014-17
10.	108.1 - Dave Boyce (29 games) - 1985-88



Mike Corp

Career Records

RECEIVING

Pass reception yards	
1.	1987 - Tom Sheehan (128-1987) - 1986-89
2.	1954 - Brian Ferris (127-1954) - 2000-03
3.	1856 - Anthony Yandek (132-1856) - 1998-01
4.	1824 - J.J. Vanderstynne (134-1824) - 2004-07
5.	1790 - Trey Johnson (171-1790) - 2021-24
6.	1709 - Thomas Hayes (123-1709) - 2009-13
7.	1583 - Mike LeFlore (123-1583) - 1992-95
8.	1453 - Derek Wager (115-1453) - 2012-15
9.	1442 - David Ferris (116-1442) - 2002-05
10.	1343 - Steve Callihan (98-1343) - 1972-74
Pass receptions	
1.	171 - Trey Johnson (171-1790) - 2021-24
2.	134 - J.J. Vanderstynne (134-1824) - 2004-07
3.	132 - Anthony Yandek (132-1856) - 1998-01
4.	128 - Tom Sheehan (128-1987) - 1986-89
5.	127 - Brian Ferris (127-1954) - 2000-03
6.	123 - Thomas Hayes (123-1709) - 2009-13
	123 - Mike LeFlore (123-1583) - 1992-95
8.	116 - David Ferris (116-1442) - 2002-05
9.	115 - Derek Wager (115-1453) - 2012-15
10.	109 - Pedro Sosa (109-1148) - 2006-09
Pass reception TDs	
1.	18 - David Ferris - 2002-05
	18 - Brian Ferris - 2000-03
	18 - Guy Bailey - 1966-67
4.	16 - Rich Parrinello - 1969-71
5.	14 - George Hole - 1957-59
	14 - J.J. Vanderstynne - 2004-07
	14 - Tom Sheehan - 1986-89
8.	13 - Farid Adenuga - 2012-15
9.	12 - Mike LeFlore - 1992-95
	12 - Thomas Hayes - 2009-13
	12 - Kyle Allegrini - 2013-16
Average yards/catch (min. 40 receptions)	
1.	21.26 - Rich Parrinello (43-914) - 1969-71
2.	18.66 - John Badowski (65-1213) - 1973-76
3.	17.92 - Patrick Roman (60-1075) - 2000-03
4.	15.62 - Guy Bailey (82-1281) - 1966-67
5.	15.52 - Tom Sheehan (128-1987) - 1986-89
6.	15.39 - Brian Ferris (127-1954) - 2000-03
7.	15.27 - Nate Gibbons (40-611) - 2002-05
8.	15.13 - Farid Adenuga (76-1150) - 2012-15
9.	15.05 - Rick Hart (64-963) - 1966-68
10.	14.97 - Ben Rizzo (69-1033) - 1984-87
Receptions/game (min. 20 games)	
1.	4.89 - Trey Johnson (35 games) - 2021-24
2.	4.79 - J.J. Vanderstynne (28 games) - 2004-07
3.	4.73 - Thomas Hayes (26 games) - 2009-13
4.	3.63 - Steve Callihan (27 games) - 1972-74
5.	3.63 - Brian Ferris (35 games) - 2000-03
6.	3.59 - Derek Wager (32 games) - 2012-15
7.	3.57 - Anthony Yandek (37 games) - 1998-01
8.	3.42 - Mike LeFlore (36 games) - 1992-95
9.	3.40 - Kevin Gelabert (20 games) - 1989-92
10.	3.28 - Tom Sheehan (39 games) - 1986-89



Aaron Molisani

TOTAL OFFENSE

Total offense yards	
1.	7896 - Aaron Molisani (1405-7896) - 2002-06
2.	6504 - Jeff Piscitelli (1349-6504) - 1997-01
3.	5358 - Dean Kennedy (885-5358) - 2010-13
4.	4990 - Jeff Wittig (989-4990) - 1982-85
5.	4900 - Braezen Subick (844-4900) - 2008-11
6.	4820 - Daniel Bronson (808-4820) - 2014-17
7.	4622 - Ryan Rose (970-4622) - 2021-24
8.	4301 - Matt Bielecki (888-4301) - 2004-07
9.	3488 - Daniel Papantonis (626-3488) - 2021-24
10.	3418 - Jeremy Hurd (722-3418) - 1989-93
TDs responsible for	
1.	78 - Aaron Molisani - 2002-06
2.	47 - Daniel Bronson - 2014-16
3.	44 - Rich Parrinello - 1969-71
4.	43 - Matt Bielecki - 2004-07
	43 - Jeff Piscitelli - 1997-01
6.	41 - Clarence Onyiriuka - 2007-11
	41 - Jeremy Hurd - 1989-93
8.	39 - Dean Kennedy - 2010-13
	39 - Braezen Subick - 2008-11
10.	38 - Robert Young - 1966-68
Total offense/game (minimum 20 games)	
1.	223.2 - Dean Kennedy (24 games) - 2010-13
2.	202.5 - Aaron Molisani (39 games) - 2002-06
3.	180.7 - Jeff Piscitelli (36 games) - 1997-01
4.	166.2 - Daniel Bronson (29 games) - 2014-17
5.	148.5 - Braezen Subick (33 games) - 2008-11
6.	142.6 - Jeff Wittig (35 games) - 1982-85
7.	140.1 - Ryan Rose (33 games) - 2021-24
8.	127.1 - Dave Wormuth (24 games) - 1962-64
9.	119.2 - Robert Young (24 games) - 1966-68
10.	104.9 - Matt Bielecki (41 games) - 2004-07
Total offense/play (minimum 230 plays)	
1.	7.53 - John Parrinello (272-2047) - 1957-59
2.	6.15 - Tom Gibbons (306-1881) - 1952-54
3.	6.05 - Dean Kennedy (885-5358) - 2010-13
4.	5.97 - Daniel Bronson (808-4820) - 2014-17
5.	5.85 - Rick Harrison (237-1386) - 1986-89
6.	5.81 - Braezen Subick (844-4900) - 2008-11
7.	5.71 - Pat Manuel (499-2849) - 2002-05
8.	5.62 - Aaron Molisani (1405-7896) - 2002-06
9.	5.57 - Daniel Papantonis (626-3488) - 2021-24
10.	5.56 - Greg Conrad (248-1379) - 1969-71

All purpose yards	
1.	4781 - Matt Bielecki - 2004-07
2.	4243 - Daniel Papantonis - 2021-24
3.	4065 - Tom Sheehan - 1986-89
4.	3848 - Clarence Onyiriuka - 2007-11
5.	3549 - Jeremy Hurd - 1989-93
6.	3093 - Sam Guerrieri - 1983-86
7.	3083 - Trey Johnson - 2021-24
8.	3059 - Isaac Collins - 1990-93
9.	2917 - Mike Corp - 1974-77
10.	2675 - Brian Ferris - 2000-03
All purpose yards/game (minimum 20 games)	
1.	124.8 - Daniel Papantonis (34 games) - 2021-24
2.	116.6 - Matt Bielecki (41 games) - 2004-07
3.	104.2 - Tom Sheehan (39 games) - 1986-89
4.	103.1 - Sam Guerrieri (30 games) - 1983-86
5.	98.7 - Clarence Onyiriuka (39 games) - 2007-11
6.	98.6 - Jeremy Hurd (36 games) - 1989-93
7.	89.2 - John Parrinello (24 games) - 1957-59
8.	88.5 - Kyle Allegrini (27 games) - 2013-16
9.	88.1 - Trey Johnson (35 games) - 2021-24
10.	87.9 - Tom Gibbons (23 games) - 1952-54

SCORING

Total points scored	
1.	264 - Matt Bielecki (43 TD, 3 PAT) - 2004-07
2.	248 - Clarence Onyiriuka (41 TD, 1 PAT) - 2007-11
3.	246 - Jeremy Hurd (41 TD) - 1989-93
4.	220 - Rich Parrinello (36 TD, 2 PAT) - 1969-71
5.	198 - Sam Guerrieri (33 TD) - 1983-86
6.	188 - John Parrinello (31 TD, 1 PAT) - 1957-59
7.	170 - Daniel Papantonis (28 TD, 1 PAT) - 2021-24
8.	166 - Mike Corp (27 TD, 2 PAT) - 1974-77
9.	161 - Andy Milne (68 PAT, 31 FG) - 1986-88
10.	156 - John Richard (26 TD) - 1987-90
Touchdowns scored	
1.	43 - Matt Bielecki (39 rush, 4 rcv) - 2004-07
2.	41 - Jeremy Hurd (40 rush, 1 rcv) - 1989-93
	41 - Clarence Onyiriuka (34 rush, 7 rcv) - 2007-11
4.	36 - Rich Parrinello (20 rush, 16 rcv) - 1969-71
5.	33 - Sam Guerrieri (28 rush, 5 rcv) - 1983-86
6.	31 - John Parrinello (28 rush, 3 rcv) - 1957-59
7.	28 - Daniel Papantonis (25 rush, 3 rcv) - 2021-24
8.	27 - Mike Corp (26 rush, 1 rcv) - 1974-77
9.	26 - John Richard (25 rush, 1 rcv) - 1987-90
10.	24 - Aaron Molisani (24 rush) - 2002-06



- Access Control Solutions
- ID Management-Badging
- Video Surveillance/CCTV
- Intrusion Alarms and Home Automation
- Fire Alarm Systems
- Central Station Monitoring
- Maintenance & Inspection Services

235 Middle Rd. Suite 800
 Rochester, NY 14467
 585-241-9550
 1-800-343-2250

WWW.GENSECURITY.COM



Andy Milne

EXTRA POINTS & FIELD GOALS

PAT kicks made	
1.	68 - Andy Milne (68-71) - 1986-88
2.	65 - Chris Johnston (65-77) - 2000-03
3.	64 - Zach White-Stellato (64-71) - 2007-10
4.	63 - Jordan Laudani (63-67) - 2021-24
5.	61 - Andrew Haber (61-75) - 2013-16
6.	57 - Rob Corey (57-68) - 2004-06
7.	53 - Griffin Moar (53-61) - 2006-07
8.	52 - Joe Caruso (52-59) - 1989-92
9.	48 - Mike Flanigan (48-61) - 1968-70
48.	T.J. Jasonis (48-53) - 1981-83
PAT kicks attempted	
1.	77 - Chris Johnston (65-77) - 2000-03
2.	75 - Andrew Haber (61-75) - 2013-16
3.	71 - Zach White-Stellato (64-71) - 2007-10
71.	Andy Milne (68-71) - 1986-88
5.	68 - Rob Corey (57-68) - 2004-06
6.	67 - Jordan Laudani (63-67) - 2021-24
7.	61 - Mike Flanigan (48-61) - 1968-70
61.	Griffin Moar (53-61) - 2006-07
9.	59 - Joe Caruso (52-59) - 1989-92
10.	57 - Walter Campbell (34-57) - 1957-59
57.	Jay Vecsey (43-57) - 1993-96
PAT kick pct (minimum 20 attempts)	
1.	95.8 - Andy Milne (68-71) - 1986-88
2.	95.2 - Shane Bombace (20-21) - 2019, 21-22
3.	93.0 - Jordan Laudani (63-67) - 2021-24
4.	92.7 - Tony Cipolla (38-41) - 1977-80
5.	90.6 - T.J. Jasonis (48-53) - 1981-83
6.	90.4 - Alex Antonucci (47-52) - 2010-12
7.	90.1 - Zach White-Stellato (64-71) - 2007-10
8.	89.7 - George Kondraske (26-29) - 1974-77
9.	88.5 - Dawson Klinger (23-26) - 2017-19
10.	88.1 - Joe Caruso (52-59) - 1989-92
Field goals made	
1.	31 - Andy Milne (31-46) - 1986-88
2.	19 - Jordan Laudani (19-34) - 2021-24
3.	16 - Tony Cipolla (16-28) - 1977-80
4.	14 - Zach White-Stellato (14-20) - 2007-10
5.	13 - Chris Johnston (13-18) - 2000-03
6.	12 - Alex Antonucci (12-18) - 2010-12
12.	Rob Corey (12-19) - 2004-06
12.	Dawson Klinger (12-20) - 2017-19
9.	11 - Joe Caruso (11-23) - 1989-92
10.	9 - Andrew Haber (9-14) - 2013-16
9.	T.J. Jasonis (9-18) - 1981-83
Field goals attempted	
1.	46 - Andy Milne (31-46) - 1986-88
2.	34 - Jordan Laudani (19-34) - 2021-24
3.	28 - Tony Cipolla (16-28) - 1977-80
4.	23 - Joe Caruso (11-23) - 1989-92
5.	20 - Zach White-Stellato (14-20) - 2007-10
20.	Dawson Klinger (12-20) - 2017-19
7.	19 - Rob Corey (12-19) - 2004-06
8.	18 - Alex Antonucci (12-18) - 2010-12
18.	Chris Johnston (13-18) - 2000-03
18.	Griffin Moar (8-18) - 2006-07
18.	T.J. Jasonis (9-18) - 1981-83
Field goal pct (minimum 5 attempts)	
1.	72.2 - Chris Johnston (13-18) - 2000-03
2.	70.0 - Zach White-Stellato (14-20) - 2007-10
3.	67.4 - Andy Milne (31-46) - 1986-88
4.	66.7 - Alex Antonucci (12-18) - 2010-12
5.	64.3 - Andrew Haber (9-14) - 2013-16
6.	63.2 - Rob Corey (12-19) - 2004-06
7.	60.0 - Dawson Klinger (12-20) - 2017-19
8.	58.3 - Mark Leonardo (7-12) - 1989-91
9.	57.1 - Tony Cipolla (16-28) - 1977-80
10.	55.9 - Jordan Laudani (19-34) - 2021-24

Career Records

PUNTING

Punt yards	
1.	7714 - Chris Boglev (214-7714) - 1994-97
2.	7079 - Alex Wing (184-7079) - 2021-24
3.	6895 - Brad DePietro (204-6895) - 2001-04
4.	6874 - Craig Chodak (192-6874) - 1989-92
5.	6343 - Bob Carragher (178-6343) - 1973-76
6.	5169 - Bill Tretter (159-5169) - 1982-85
7.	4712 - Richard Wolf (140-4712) - 1966-68
8.	4657 - Scott Amrozowicz (141-4657) - 1996-99
9.	4541 - Jeff Harris (138-4541) - 1978-81
10.	3604 - Mike Carson (110-3604) - 2009-12
Punt attempts	
1.	214 - Chris Boglev (214-7714) - 1994-97
2.	204 - Brad DePietro (204-6895) - 2001-04
3.	192 - Craig Chodak (192-6874) - 1989-92
4.	184 - Alex Wing (184-7079) - 2021-24
5.	178 - Bob Carragher (178-6343) - 1973-76
6.	159 - Bill Tretter (159-5169) - 1982-85
7.	141 - Scott Amrozowicz (141-4657) - 1996-99
8.	140 - Richard Wolf (140-4712) - 1966-68
9.	138 - Jeff Harris (138-4541) - 1978-81
10.	110 - Mike Carson (110-3604) - 2009-12
Average yards/punt (minimum 50 attempts)	
1.	38.61 - Paul Mokrzycki (92-3552) - 2016-17
2.	38.47 - Alex Wing (184-7079) - 2021-24
3.	36.74 - Dick McIntosh (68-2498) - 1963-64
4.	36.05 - Chris Boglev (214-7714) - 1994-97
5.	35.80 - Craig Chodak (192-6874) - 1989-92
6.	35.63 - Bob Carragher (178-6343) - 1973-76
7.	34.22 - Mitchell Newman (88-3011) - 1976-78
8.	33.80 - Brad DePietro (204-6895) - 2001-04
9.	33.66 - Richard Wolf (140-4712) - 1966-68
10.	33.47 - Patrick Till (89-2979) - 2005-08
PUNT RETURNS	
Punt return yards	
1.	617 - Tom Sheehan (81-617) - 1986-89
2.	579 - Douglas Middlebrook (80-579) - 1990-93
3.	542 - Ralph Gebhardt (44-542) - 1972-75
4.	438 - Kassim Howell (58-438) - 2000-03
5.	381 - Andy Rape (27-381) - 2004-07
6.	354 - Bill Monroe (30-354) - 1974-77
7.	347 - Eric Black (38-347) - 1987-90
8.	304 - Mark Palvino (48-304) - 1981-84
9.	286 - Ed Elze (45-286) - 1972-75
10.	267 - Ali Egeli (36-267) - 1995-98
Punt returns	
1.	81 - Tom Sheehan (81-617) - 1986-89
2.	80 - Douglas Middlebrook (80-579) - 1990-93
3.	58 - Kassim Howell (58-438) - 2000-03
4.	48 - Mark Palvino (48-304) - 1981-84
5.	45 - Ed Elze (45-286) - 1972-75
6.	44 - Ralph Gebhardt (44-542) - 1972-75
7.	38 - Eric Black (38-347) - 1987-90
8.	36 - Ali Egeli (36-267) - 1995-98
9.	30 - Bill Monroe (30-354) - 1974-77
10.	29 - R.J. Napadano (29-182) - 2007-10



Kyle Allegrini

Punt return TDs	
1.	2 - Brian Miga - 1968-69
2.	1 - Mike Rossi - 1986-89
1.	Marty Lynch - 1985-86,88
1.	Farid Adenuga - 2012-15
1.	Tim Hamilton - 2004-07
1.	Jack Yensel - 2021-24
1.	Louis Trubiano - 1970-72
1.	Jayne Hiratzka - 1996-99
1.	Cleveland Cooper - 1994
1.	Jeff Livingston - 1966
1.	Mike LeFlore - 1992-95
1.	Eric Black - 1987-90
1.	Matthew Pisano - 2013-16
1.	Bill Monroe - 1974-77
1.	Dan Reynolds - 2008-09
1.	Ralph Gebhardt - 1972-75
Average yards/punt return (min. 20 attempts)	
1.	14.11 - Andy Rape (27-381) - 2004-07
2.	12.32 - Ralph Gebhardt (44-542) - 1972-75
3.	11.80 - Bill Monroe (30-354) - 1974-77
4.	10.70 - Brian Miga (20-214) - 1968-69
5.	10.00 - Mike LeFlore (24-240) - 1992-95
6.	9.13 - Eric Black (38-347) - 1987-90
7.	7.84 - Mike Sondericker (25-196) - 2005-08
8.	7.62 - Tom Sheehan (81-617) - 1986-89
9.	7.55 - Kassim Howell (58-438) - 2000-03
10.	7.42 - Ali Egeli (36-267) - 1995-98
KICK RETURNS	
Kick return yards	
1.	1397 - Kyle Allegrini (64-1397) - 2013-16
2.	1231 - Kassim Howell (58-1231) - 2000-03
3.	1217 - Mike Mott (59-1217) - 1996-99
4.	1197 - Willie Roberson (57-1197) - 2010-13
5.	1165 - Trey Johnson (50-1165) - 2021-24
6.	1156 - Tom Sheehan (48-1156) - 1986-89
7.	1058 - Mike Sondericker (48-1058) - 2005-08
8.	955 - Nate Gibbons (37-955) - 2002-05
9.	930 - Dan Diaz (53-930) - 2017-19
10.	848 - Mark Palvino (47-848) - 1981-84
Kick returns	
1.	64 - Kyle Allegrini (64-1397) - 2013-16
2.	59 - Mike Mott (59-1217) - 1996-99
3.	58 - Kassim Howell (58-1231) - 2000-03
4.	57 - Willie Roberson (57-1197) - 2010-13
5.	53 - Dan Diaz (53-930) - 2017-19
6.	50 - Trey Johnson (50-1165) - 2021-24
7.	48 - Tom Sheehan (48-1156) - 1986-89
48.	Mike Sondericker (48-1058) - 2005-08
9.	47 - Mark Palvino (47-848) - 1981-84
10.	44 - Isaac Standish (44-684) - 2000-03
Kick return TDs	
1.	3 - Andy Fornarola - 1975-78
3.	Eric Black - 1987-90
3.	Nate Gibbons - 2002-05
2.	Jim Iannone - 1977-80
2.	Tom Sheehan - 1986-89
2.	Trey Johnson - 2021-24
7.	Brian Ferris - 2000-03
1.	Nick Fedorka - 2008-09
1.	Mike Mott - 1996-99
1.	Mike Sondericker - 2005-08
1.	Kyle Allegrini - 2013-16
1.	Willie Roberson - 2010-13
Average yards/kick return (min. 20 attempts)	
1.	34.95 - Eric Black (21-734) - 1987-90
2.	25.81 - Nate Gibbons (37-955) - 2002-05
3.	25.42 - Andy Fornarola (26-661) - 1975-78
4.	24.36 - Douglas Middlebrook (33-804) - 1990-93
5.	24.32 - Nick Fedorka (22-535) - 2008-09
6.	24.17 - Jim Iannone (30-725) - 1977-80
7.	24.08 - Tom Sheehan (48-1156) - 1986-89
8.	24.05 - Chris Lebano (22-529) - 2009-12
9.	23.30 - Trey Johnson (50-1165) - 2021-24
10.	22.96 - Andy Rape (24-551) - 2004-07

Career Records

INTERCEPTION RETURNS

Interception return yards	
1.	411 - Ralph Gebhardt (34-411) - 1972-75
2.	234 - David Skonieczki (11-234) - 1968-70
3.	195 - John Loiacono (12-195) - 1980-83
4.	148 - Douglas Middlebrook (9-148) - 1990-93
5.	145 - Matt Stack (5-145) - 2005-08
6.	142 - Paul Singer (15-142) - 1966-68
7.	139 - Kobie Hamm (9-139) - 2009-12
8.	137 - Rob Kruty (10-137) - 1986-89
9.	130 - Michael Dermody (9-130) - 2002-05
10.	116 - Gary Ciarleglio (7-116) - 1985-88
Interceptions	
1.	34 - Ralph Gebhardt (34-411) - 1972-75
2.	15 - Paul Singer (15-142) - 1966-68
3.	12 - John Loiacono (12-195) - 1980-83
	12 - Bill Monroe (12-115) - 1974-77
	12 - Jordy Tawa (12-104) - 2022-24
	12 - Judah Thomas (12-62) - 2022-24
7.	11 - David Skonieczki (11-234) - 1968-70
	11 - Gregory Sutton (11-80) - 1985-88
9.	10 - Rob Kruty (10-137) - 1986-89
	10 - Jack Yensel (10-40) - 2021-24
Interception return TDs	
1.	3 - Ralph Gebhardt - 1972-75
2.	2 - Matt Stack - 2005-08
	2 - Brendan Pidgeon - 2009-12
	2 - Jim Milks - 2004-07
	2 - David Skonieczki - 1968-70
6.	1 - 25 players

FUMBLE RETURNS

Fumble return yards	
1.	87 - Matthew Pisano (1-87) - 2013-16
2.	85 - Chris Pesota (1-85) - 2007-10
3.	68 - Tony Ortega (2-68) - 2010-13
4.	52 - Matt Kelley (1-52) - 2001-04
5.	50 - Nick Petruzzello (1-50) - 2018-19, 21
6.	43 - Jayme Hiratzka (1-43) - 1996-99
	43 - Marcel Pomerleau (1-43) - 1998-01
8.	41 - Kassim Howell (1-41) - 2000-03
9.	39 - David Wolff (2-39) - 2013-16
10.	37 - Frank Earley (2-37) - 1990-93
Fumble returns	
1.	2 - Tony Ortega (2-68) - 2010-13
	2 - David Wolff (2-39) - 2013-16
	2 - Frank Earley (2-37) - 1990-93
	2 - Ryall Carroll (2-26) - 1993-95, 97
	2 - Brian Flynn (2--5) - 1987-89, 93-97
6.	1 - 31 players
Fumble return TDs	
1.	1 - J.T. Monahan - 2021-24
	1 - Michael Dermody - 2002-05
	1 - Nick Fillion - 2008-11
	1 - Chris Pesota - 2007-10
	1 - Matthew Pisano - 2013-16
	1 - Brian Flynn - 1987-89, 93-97
	1 - Jeff Leslie - 2002-05
	1 - Colin Woods - 2013-16
	1 - David Wolff - 2013-16
	1 - Elliot Kerr - 1995-97
	1 - Kassim Howell - 2000-03
	1 - Frank Earley - 1990-93
	1 - Marcel Pomerleau - 1998-01
	1 - Nick Petruzzello - 2018-19, 21
	1 - Matt Kelley - 2001-04



Ralph Gebhardt



Dennis Braniecki



Mike Rossi



Chris Johnston

Career Records

DEFENSE (tackles stats from 1981 on)

Total tackles	
1.	473 - Gary Ciarleglio (232-241) - 1985-88
2.	389 - Brian Kowalski (180-209) - 1998-01
3.	365 - Lance Ramer (182-183) - 1997-00
4.	350 - Pete Elliott (165-185) - 1984-87
5.	327 - Caden Cole (141-186) - 2018-19, 21-22
6.	308 - Tony Ortega (232-76) - 2010-13
7.	302 - Douglas Middlebrook (162-140) - 1990-93
8.	294 - Mike Rossi (145-149) - 1986-89
9.	281 - Eric Thurley (153-128) - 1994-97
10.	278 - Brian Laudadio (169-109) - 1988-92
Unassisted tackles	
1.	232 - Gary Ciarleglio (232-241) - 1985-88
	232 - Tony Ortega (232-76) - 2010-13
3.	182 - Lance Ramer (182-183) - 1997-00
4.	180 - Brian Kowalski (180-209) - 1998-01
5.	169 - Brian Laudadio (169-109) - 1988-92
6.	168 - Zach Cicero (168-50) - 2010-13
7.	167 - Thomas Marone (167-88) - 2012-15
8.	165 - Pete Elliott (165-185) - 1984-87
9.	162 - Douglas Middlebrook (162-140) - 1990-93
10.	153 - Eric Thurley (153-128) - 1994-97
Assisted tackles	
1.	241 - Gary Ciarleglio (232-241) - 1985-88
2.	209 - Brian Kowalski (180-209) - 1998-01
3.	186 - Caden Cole (141-186) - 2018-19, 21-22
4.	185 - Pete Elliott (165-185) - 1984-87
5.	183 - Lance Ramer (182-183) - 1997-00
6.	149 - Mike Rossi (145-149) - 1986-89
7.	140 - Matt Simon (123-140) - 2002-05
	140 - Douglas Middlebrook (162-140) - 1990-93
	140 - Simon Weeren (134-140) - 2021-24
10.	129 - Jeff Smith (132-129) - 1996-99



Tony Ortega

Tackles for loss	
1.	45.0 - Brian Kowalski (39-12/126) - 1998-01
2.	43.0 - Lance Ramer (41-4/246) - 1997-00
	43.0 - Chris Bickford (40-6/175) - 2008-11
4.	41.0 - Geoffrey Long (39-4/232) - 1990-93
5.	39.5 - Brian Laudadio (39-1/177) - 1988-92
6.	37.0 - Sam Snowden (32-10/158) - 2000-03
7.	31.0 - Matt Simon (27-8/155) - 2002-05
8.	30.5 - Tony Ortega (30-1/103) - 2010-13
9.	29.5 - Chris Haarstick (25-9/159) - 1997-00
10.	29.0 - Matt Gregoire (28-2/164) - 1986-89
Yards from tackles for loss	
1.	246 - Lance Ramer (41-4/246) - 1997-00
2.	232 - Geoffrey Long (39-4/232) - 1990-93
3.	177 - Brian Laudadio (39-1/177) - 1988-92
4.	175 - Chris Bickford (40-6/175) - 2008-11
5.	164 - Matt Gregoire (28-2/164) - 1986-89
6.	159 - Chris Haarstick (25-9/159) - 1997-00
7.	158 - Sam Snowden (32-10/158) - 2000-03
8.	155 - Matt Simon (27-8/155) - 2002-05
9.	129 - Cornelius Johnson (26-4/129) - 1993-96
10.	127 - Dennis Braniecki (17-4/127) - 1987-90

Quarterback sacks	
1.	29.0 - Lance Ramer (28-2/215) - 1997-00
2.	26.0 - Geoffrey Long (25-2/145) - 1990-93
3.	17.5 - Matt Gregoire (17-1/126) - 1986-89
	17.5 - Chris Bickford (16-3/101) - 2008-11
5.	17.5 - Brian Laudadio (17-1/120) - 1988-92
6.	15.0 - Jason Goeller (14-2/78) - 2003-06
7.	14.5 - Chris Haarstick (13-3/110) - 1997-00
8.	13.5 - Matt Simon (13-1/111) - 2002-05
9.	13.0 - Mike Rossi (13-0/87) - 1986-89
10.	12.0 - Robert Brown (12-0/81) - 1990-93
Yards from sacks	
1.	215 - Lance Ramer (28-2/215) - 1997-00
2.	145 - Geoffrey Long (25-2/145) - 1990-93
3.	126 - Matt Gregoire (17-1/126) - 1986-89
4.	120 - Brian Laudadio (17-1/120) - 1988-92
5.	111 - Matt Simon (13-1/111) - 2002-05
6.	110 - Chris Haarstick (13-3/110) - 1997-00
7.	104 - Sam Snowden (10-4/104) - 2000-03
8.	101 - Chris Bickford (16-3/101) - 2008-11
9.	87 - Cornelius Johnson (11-1/87) - 1993-96
	87 - Mike Rossi (13-0/87) - 1986-89
Fumbles forced	
1.	9 - Ed Dauphin - 2007-10
2.	8 - Brian Laudadio - 1988-92
3.	6 - Chris Bickford - 2008-11
	6 - Gary Ciarleglio - 1985-88
5.	5 - Caden Cole - 2018-19, 21-22
	5 - Brendan Pidgeon - 2009-12
	5 - Mike Rossi - 1986-89
8.	4 - Jeff Leslie - 2002-05
	4 - Douglas Middlebrook - 1990-93
	4 - Cornelius Johnson - 1993-96
	4 - Matt Mender - 2012-15
	4 - Carmine Casale - 2002-05
	4 - R.J. Borgolini - 2012-15
	4 - Kassim Howell - 2000-03
	4 - James Barrett - 2011-14



Chris Bickford

Fumbles recovered	
1.	9 - Lance Ramer - 1997-00
2.	7 - Mike Rossi - 1986-89
3.	6 - Dan Malone - 1988-91
4.	5 - David Wolff - 2013-16
	5 - Matt Gregoire - 1986-89
	5 - Frank Earley - 1990-93
	5 - Joe Sebastianelli - 1981-84
8.	4 - Michael Dermody - 2002-05
	4 - Matt Simon - 2002-05
	4 - Tony Ortega - 2010-13
	4 - Dom Strada - 1985-88
	4 - Dennis Braniecki - 1987-90
	4 - Buck Pederzoli - 2000-03
	4 - Pete Elliott - 1984-87
	4 - Dave McVicker - 1979-82
	4 - Sam Snowden - 2000-03
	4 - Geoffrey Long - 1990-93
	4 - Cainaan Webb - 2008-11
Passes defended	
1.	50 - Jordy Tawa (38 brup, 12 int) - 2022-24
2.	42 - John Loiacono (30 brup, 12 int) - 1980-83
3.	40 - Gregory Sutton (29 brup, 11 int) - 1985-88
4.	39 - John Danieu (30 brup, 9 int) - 1984-87
5.	37 - Jamar Spencer (30 brup, 7 int) - 1991-93
6.	35 - Michael Dermody (26 brup, 9 int) - 2002-05
7.	34 - Ralph Gebhardt (0 brup, 34 int) - 1972-75
8.	33 - Jason Merchant (27 brup, 6 int) - 1993-96
	33 - Erik Young (24 brup, 9 int) - 1987-90
10.	31 - Dom Strada (24 brup, 7 int) - 1985-88
	31 - Simon Weeren (26 brup, 5 int) - 2021-24
Blocked kicks	
1.	4 - Bill Campi - 2008-11
	4 - Jeff Smith - 1996-99
	4 - Bradley Beckwith - 2019, 21-23
	4 - J.T. Monahan - 2021-24
4.	3 - Scott Rosenberg - 1985-88
	3 - Sam Snowden - 2000-03
7.	3 - Sean Simpson - 2005-08
	2 - Zach Cicero - 2010-13
	2 - Chris Merenich - 2012-15
	2 - John Walsh - 1961-62
	2 - Max Berger - 2013-16
	2 - Larry Goble - 1993-95
	2 - Devin Woodyard - 2016-19
	2 - Matt Gregoire - 1986-89
	2 - Dan Yeager - 1987-89



Douglas Middlebrook

Proud Supporter of
University of Rochester **ATHLETES**



We Listen... We Understand... We Deliver...



ENGINEERING

Rochester | Buffalo | Syracuse | Capital District

www.meengineering.com



The Liberty League sponsors championships in 27 sports. The member institutions of the league place the highest priority on the overall quality of the educational experience and on the successful completion of its student-athletes' academic programs. The member institutions seek to establish and maintain an environment in which a student-athlete's athletic activities are conducted as an integral part of the educational experience.

Originally founded as the Upstate Collegiate Athletic Association in 1995, the conference was renamed the Liberty League during the summer of 2004. The league includes founding members Clarkson University, Hobart and William Smith Colleges, the University of Rochester, Rensselaer Polytechnic Institute, St. Lawrence University, Skidmore College, and Union College. Vassar College became a full member of the league during the 2000-01 academic year. Rochester Institute of Technology and Bard College joined the Liberty League beginning in the 2011-12 academic year. During its time, the Liberty League has had numerous associate members in football, including the U.S. Coast Guard Academy, U.S. Merchant Marine Academy, Worcester Polytechnic Institute, Susquehanna University and Springfield College. Following the departure of three associate (football-only) members after the 2016 season, Ithaca College joined as a full member of the conference in 2017. Buffalo State joined as an affiliate member in football in 2019, and Hilbert College is slated to become an affiliate in 2025.

"The Liberty League provides a great competitive context for our football program," says Rochester Executive Director of Athletics George VanderZwaag. "We compete against some outstanding academic institutions that are strongly committed to football in their educational contexts. The Liberty League champion is determined through a rigorous head-to-head schedule, and the league champion deservedly advances to post-season play in the NCAA Division III football playoffs."

"By competing in the Liberty League, we have natural regional rivalries, and the competitive level is among the strongest in Division III football. Combined with our efforts to support a quality football program, the league provides our student-athletes a great college football experience."

During the 2024-25 academic year, three Rochester teams: golf, squash, and women's outdoor track & field, claimed Liberty League titles.

Liberty League student-athletes are among the best in the nation in the classroom as well. Last year, over 150 student-athletes from Rochester's Liberty League teams were awarded All-Academic status from the conference by having a cumulative grade point average above 3.30.

Fans can visit the Liberty League online at www.libertyleagueathletics.com.



2024 LIBERTY LEAGUE FOOTBALL STANDINGS

Team	Liberty League					Overall				
	W	L	Pct.	PF	PA	W	L	Pct.	PF	PA
Hobart	6	0	1.000	177	41	9	2	.818	308	125
Ithaca	5	1	.833	178	44	6	4	.600	263	125
RPI	3	3	.500	148	98	5	5	.500	251	193
Rochester	2	4	.333	76	137	6	5	.545	225	227
St. Lawrence	2	4	.333	66	177	3	6	.333	113	258
Union	2	4	.333	96	125	3	7	.300	175	235
Buffalo State	1	5	.167	87	206	3	7	.300	183	300

Offensive Player of the Year: E.J. Taylor, RB, Hobart

Defensive Players of the Year: Jaimen Bliss, LB, Hobart & Jake Connolly, DB, Ithaca

Special Teams Player of the Year: Tobias Wefering, K, Hobart

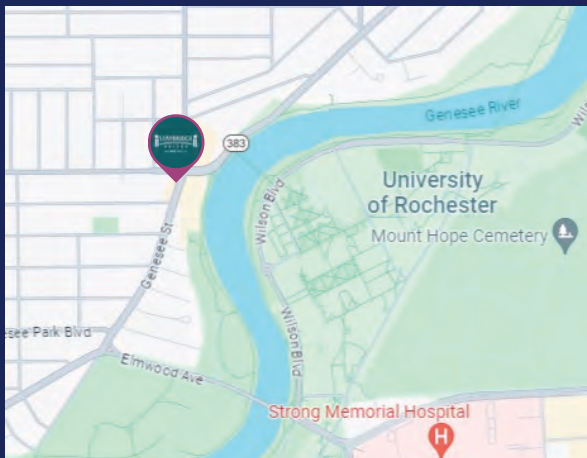
Rookie of the Year: Johnny Harding, WR, Hobart

Coaching Staff of the Year: Hobart

Convenience, Comfort, and Campus: All in One Place!



Why Choose Staybridge Suites?



Amenities

- Free Hot Breakfast Buffet Daily
- Complimentary Social Hour: M-W
- Free Parking
- Complimentary Laundry Machines
- Pet Friendly
- 24/7 Fitness Studio
- Waterfront Terrace with a Firepit
- 24/7 Convenience Store



www.UofRstay.com

Book your special
rate today!

Director of Sales - Jon Piscitelli

585-613-3400 | jpiscitelli@hamisterhospitality.com



making a difference together

We are devoted to being a good neighbor in every community we serve. That's why we're working with customers like you to help our communities thrive. Your support allows us to give more and do more to improve lives and make our neighborhoods stronger.

Thank you for helping us make a difference.

Wegmans

The Department of Athletics and Recreation



George VanderZwaag
Director of Athletics



Jane Possee
Associate Director -
Recreation



Terry Gurnett
Associate Director -
Advancement



Kris Shanley
Associate Director -
Facilities/SWA



Julie Piccirillo
Admin. & Business
Operations Manager



Sam Albert
Director of Track &
Field/Cross Country



Wendy Andreatta
Field Hockey



Shauny Caruso
Athletic Trainer



D.J. Civiletti
Director of Rowing



Ben Cross
Men's Soccer



Tracey DeMersman
Reservation/Rentals
Coordinator



Matt Dukarm
Men's Squash



Luke Flockerzi
Men's Basketball



Mercedes Henderson
Athletic Trainer



Casey Hibbard
Athletic Trainer



Abby Hurley-Martin
Softball



Jessica Innis
Business Manager



Ladi Iya
Women's Volleyball



Chad Martinovich
Football



Matt Nielsen
Men's/Women's Tennis



Caitlin O'Brien
Athletic Trainer



Jay Petsch
Asst. Director of Track
& Field



Dan Provenzano
Equipment Manager



Joe Reina
Baseball



Carly Ritchlin
Women's Lacrosse



Ari Ross
Asst. Director of Athletic
Communications



Eric Rozen
Head Athletic Trainer



Scott Sabocheck
Director of Athletic
Communications



Jim Scheible
Women's Basketball



Morgan Stout
Varsity Operations
Manager



Ashley Van Vechten
Women's Soccer



Dan Wesley
Golf




Emily Wylam
Swimming & Diving

SAVE THE DATE FOR THE
ANNUAL GOLF CLASSIC



JUNE 12, 2026
RAVENWOOD GOLF CLUB

The Brian F. Prince Athletic Complex



The Brian F. Prince Athletic Complex was made possible by the leadership, support, and generosity of Brian F. Prince, BS '86, MBA '89, in honor of his parents Richard J. Prince and Christine L. Prince and in hope that all who strive here will gain the strength and confidence his parents lovingly bestowed upon him.

The Prince Complex encompasses all of Rochester's state-of-the-art outdoor athletic facilities on the River Campus, including Fauver Stadium, Towers Field, the Lyman Outdoor Tennis Center and North Field practice facility. Fauver Stadium also has a renovated media suite and press box to aid in the expanding communication needs of the Yellowjacket teams.

Also, included in the project is the newly constructed Boehning Varsity House which occupies the bottom two floors of Genesee Hall, a first-year residence at the south end of Fauver Stadium.

Within the Boehning Varsity House, UR's outdoor athletic teams have dedicated locker rooms and a top-of-the-line sports medicine suite at their disposal with a more expansive equipment room and additional student lounge spaces available.

Combined with the Goergen Athletic Center, the Prince Athletic Complex provides all Rochester student-athletes with some of the finest athletic facilities in the country.



2025 University of Rochester Yellowjackets



Row 1: Ryan Van Diver, Gavin James-Dues, Treاملة Taylor, Jordy Tawa, Jake Adelmann, Jackson Kane, Judah Thomas, Daniel Santos, Jack Todd, Aidan Francis, Lucas Villanueva, Andy Talone. **Row 2:** Darian Parker, Tyler Robinson, Mason Heath-Alford, Jay Zheng, Aidan Papanonis, Jake Snyder, Luke Herter, Jaleel Joseph, Victor Little, Matt Sommer, Brendan McDonald. **Row 3:** Jack Diggins, Nathan Lehigh, Leo Sarzana, Braydon Felsing, Matt Eaton, Christian Henzes, Casey Joyce, D.J. Concannon, Greg Morrison, John Kielar, Graham Mathieu. **Row 4:** Samuel Nuamah, Jack Schlitt, Max VanTassel, Logan Cove, Quinn Polcari, Patrick Norman, Malakhi Gurdak, Alex Kailan, Kyle Brainard, Noah Roehm, Mike Shaffer, Hiro Arai. **Row 5:** Greg Kearns, Ameer Alsafadi, Dan Greene, Teddy Roberts, Will Knudson, Sean Bellenger, James Floto, T.J. Shifflet, Magnus Goodman, Jake Mason, Noah Song, Justin Rizzo-Troxell, Tim Murphy. **Row 6:** Cole Raux, Victor Moran, Jahsier Ratliff, Benjamin Tripoli, A.J. Bicksler, Gavin Guidette, Rhys Lewis, Claudio Pinto, Drew Strollo, Jonathan Vance, Jeremy Tantalo, Aniston Marsh. **Row 7:** Kenny Valcin, Jack Bentayou, Jake Giordano, Eamonn Kyler, Yuto Sakai, Arjun Ari, Drew Thurley, Calvin McCoy III, Alex Lozada, Corey Wang, Zion Gray, Tyler Stewart. **Row 8:** Paul Liang, Brock Miller, Travis Sharples, Jack McNeff, Connor Werkman, Tucker Zeh, Adam Marvin, Srijan Dharmavaram, Costello Ciuffo, A.J. Gerace, Derek Moreau, Toby Martin, Matt Yardley. **Row 9:** Tristan Cannon, Seungyoon Shin, Jett Genovese, Martin Gorskiy, Trevor Ridley, Nick Carnevale, Jiaming Cao, Asiel Richards, Carmine Giososa, Ian Johnson, Sean Elliott. **Row 10:** Casey Hibbard (Athletic Trainer), Dan Provenzano (Equipment Manager), Nate Mills, Brian Davidson, Eric Ruest, Chad Martinovich, Chris Sapp, Jason Henshaw, Casey Williams, Scott Sabocheck (Athletic Communications).
 (Photo by Jamie Germano)

WEST HERR

NEW YORK



Serving You, Not Selling You. Over 2,500 Used Vehicles!
11 Rochester area dealerships!



BMW of Rochester

Mercedes-Benz of Rochester

West Herr Ford of Rochester

West Herr Chrysler Dodge Jeep Ram Fiat of Rochester

West Herr Toyota of Rochester

West Herr Toyota of Canandaigua



West Herr Subaru of Rochester

West Herr Ford of Webster

West Herr Honda of Canandaigua

West Herr Chevrolet of Rochester

West Herr Mazda of Canandaigua

westherr.com



BARNES & NOBLE
UNIVERSITY OF ROCHESTER

YELLOWJACKETS, GEAR UP FOR GAMEDAY!



UROCHESTER.BNCOLLEGE.COM

1305 Mt. Hope Avenue, Rochester, NY 14620 • (585) 275-4012